Financial Report

For the period ending

January 31, 2025

------TREASURER'S REPORT------
January 31, 2025

FUND	BEGINNING CASH BALANCE 1/1/2025	RECEIPTS	DISBURSEMENTS	CURRENT CHECKING 1/31/2025
EDUCATION FUND (10)	20,466,239.77	2,182,986.07	3,908,712.19	18,740,513.65
OPERATION & MAINTENANCE FUND (20)	6,916,577.60	228,641.70	798,492.99	6,346,726.31
TRANSPORTATION FUND (40)	2,672,362.51	157,478.42	241,429.08	2,588,411.85
TOTAL OPERATING FUND BALANCE	**30,055,179.88**	**2,569,106.19**	**4,948,634.26**	**27,675,651.81**
LEASE FUND (21)	33,255.78	107.01	4,400.00	28,962.79
DEBT SERVICE FUND (30)	257,304.85	954.18	0.00	258,259.03
SOCIAL SECURITY FUND (50)	673,688.41	2,374.12	50,171.11	625,891.42
IL MUNICIPAL RETIREMENT FUND (51)	731,694.47	2,593.99	32,201.98	702,086.48
CAPITAL PROJECT FUND (60)	5,085,563.20	18,483.41	101,336.10	5,002,710.51
WORKING CASH (70)	11,157.91	41.38	0.00	11,199.29
TORT FUND (80)	486,708.65	1,601.11	54,955.00	433,354.76
FIRE PREVENTION & SAFETY FUND (90)	843,125.85	3,052.10	20,098.18	826,079.77
TOTALS	**38,177,679.00**	**2,598,313.49**	**5,211,796.63**	**35,564,195.86**

SIGNED: Kimberly Watson, CFO, CSBO

Date: 2-5-2025

Marion CUSD #2
Financial Profile
For the period ending January 31, 2025

	Budgeted Revenue	Year-to-Date Revenue	Budget Balance	Percent of Budget Collected
Educational Fund	$ 42,912,528	$ 31,516,160	11,396,368	73.44%
Operations & Maintenance Fund	6,265,000	$ 5,497,974	767,026	87.76%
Lease Fund	185,100	$ 161,870	23,230	87.45%
Debt Service Fund	2,747,349	$ 2,017,041	730,308	73.42%
Transportation Fund	2,353,115	$ 1,818,790	534,325	77.29%
Social Security/Medicare Fund	649,000	$ 570,174	78,826	87.85%
IMRF Fund	264,000	$ 241,038	22,962	91.30%
Capital Projects Fund	3,580,000	$ 2,054,636	1,525,364	57.39%
Working Cash Fund	1,100	$ 1,025	75	93.15%
Tort Fund	242,000	$ 210,731	31,269	87.08%
Fire Prevention & Life Safety Func	118,000	$ 103,595	14,405	87.79%
ALL FUNDS	**$ 59,317,192**	**$ 44,193,033**	**$ 15,124,159**	**74.50%**
		Percent of Fiscal Year Completed =		**58.33%**

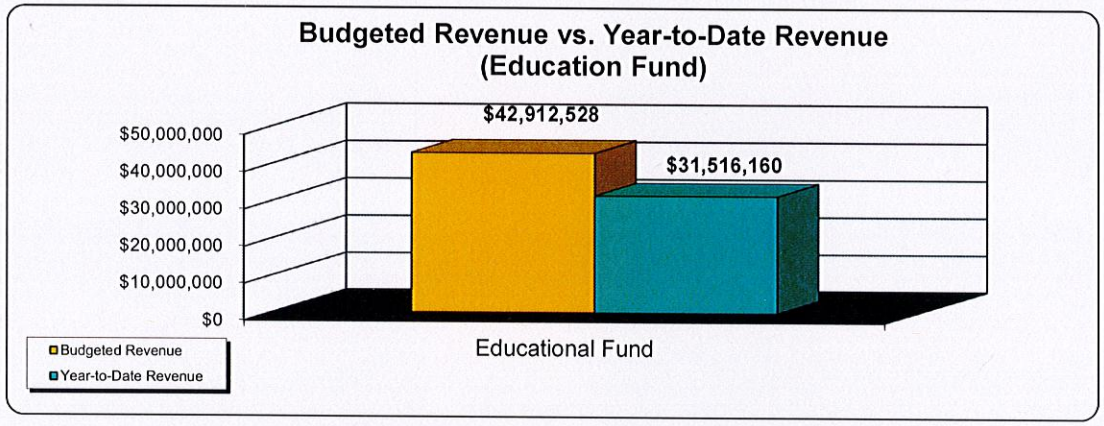

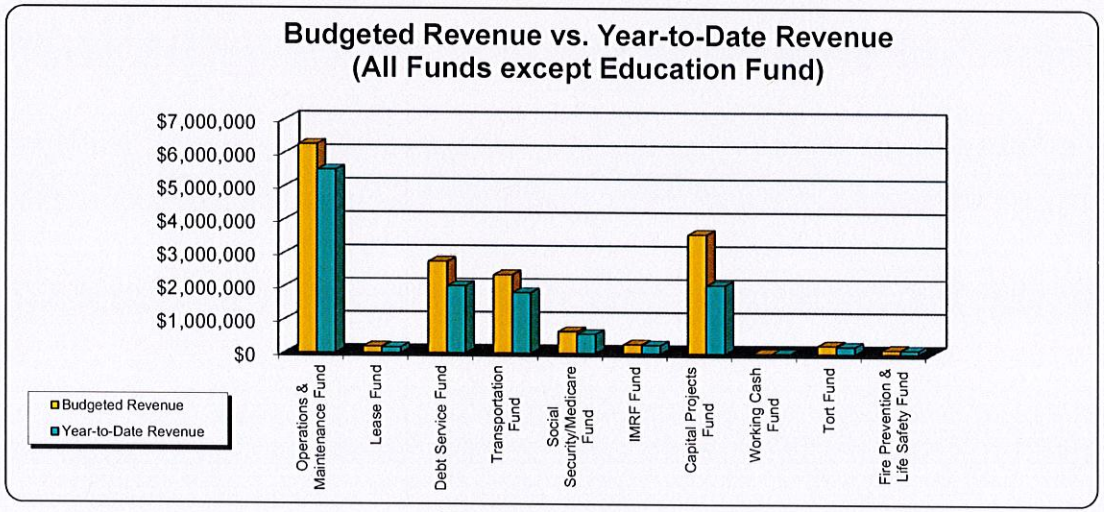

Revenue Analysis

Marion CUSD #2
Financial Profile
For the period ending January 31, 2025

	Budgeted Expenditures	Year-to-Date Expenditures	Budget Balance	Percent of Budget Spent
Educational Fund	$ 42,858,756	$ 23,392,936	$ 19,465,820	54.58%
Operations & Maintenance Fund	6,256,250	3,772,106	$ 2,484,144	60.29%
Lease Fund	193,706	171,706	$ 22,000	88.64%
Debt Service Fund	2,746,849	1,762,516	$ 984,333	64.17%
Transportation Fund	2,336,638	1,407,954	$ 928,684	60.26%
Social Security/Medicare Fund	727,685	367,774	$ 359,911	50.54%
IMRF Fund	549,145	293,499	$ 255,646	53.45%
Capital Projects Fund	6,627,774	1,263,509	$ 5,364,265	19.06%
Working Cash Fund	0	0	0	0.00%
Tort Fund	685,000	497,315	$ 187,685	72.60%
Fire Prevention & Life Safety Func	161,500	141,332	$ 20,168	87.51%
ALL FUNDS	**$ 63,143,303**	**$ 33,070,647**	**$ 30,072,656**	**52.37%**
		Percent of Fiscal Year Completed =		**58.33%**

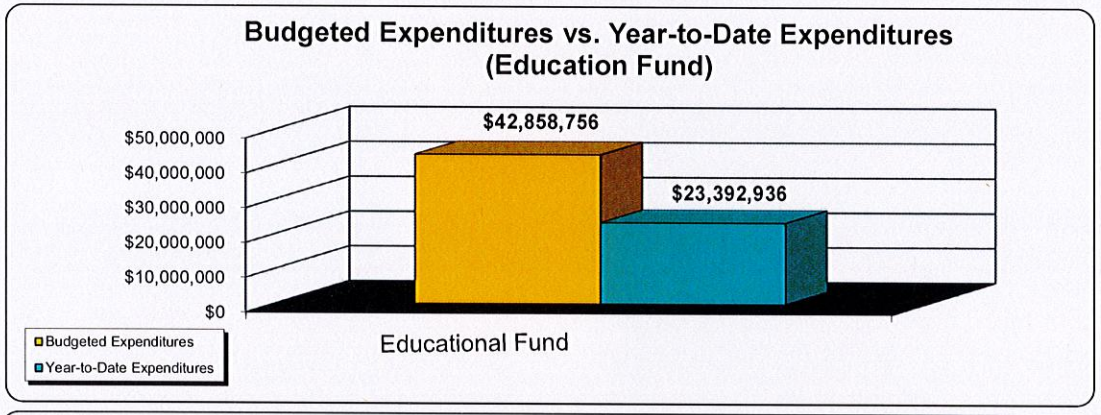

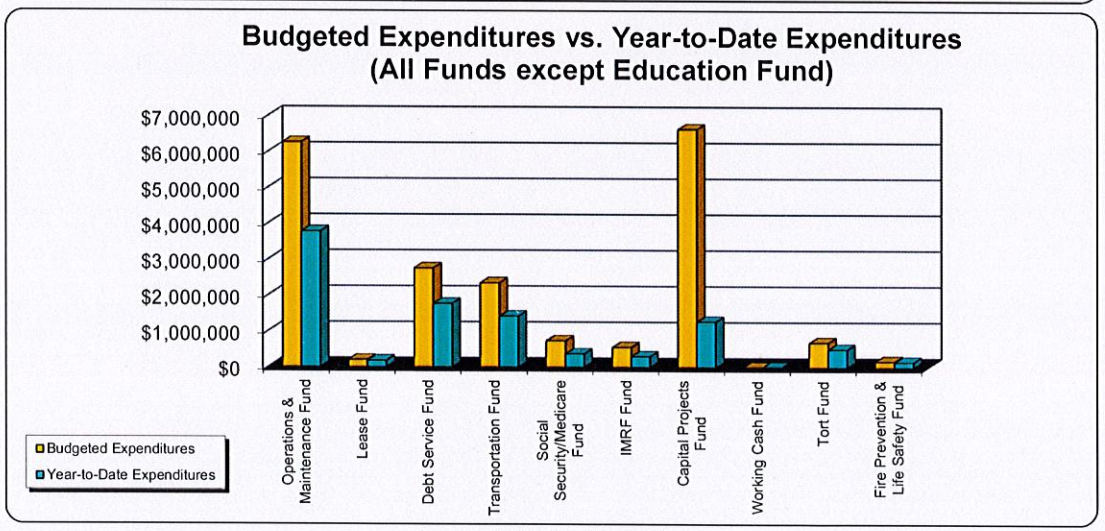

Expenditure Analysis

Balance Sheet Detail by Fund

January 2024-2025 MARION CUSD #2, IL

Account	Account Description	Beginning Balance	Debit	Credit	Ending Balance
10 - EDUCATIONAL FUND					
A - Asset					
10 A 000 1110 0000 00 000000	IMPREST, ADM, HS	27,000.48	0.00	0.00	27,000.48
10 A 000 1120 0000 00 000000	CASH IN BANK	17,221,703.90	2,169,579.56	3,908,965.43	15,482,318.03
10 A 000 1121 0000 00 000000	Savings for Fire Marshall	20,126.03	8.37	0.00	20,134.40
10 A 000 1130 0000 00 000000	PETTY CASH	800.00	0.00	0.00	800.00
10 A 000 1140 0000 00 000000	HEALTH INSURANCE CHECKING	2,356,787.11	408,137.34	504,043.79	2,260,880.66
10 A 000 1210 0000 00 000000	PNB CDs	3,224,663.08	13,398.14	0.00	3,238,061.22
10 A 000 1310 0000 00 000000	TAXES RECEIVABLE	(0.31)	0.00	0.00	(0.31)
10 A 000 1530 0000 00 000000	GRANTS RECEIVABLE	(0.26)	0.00	0.00	(0.26)
10 A 000 1610 0000 02 000002	13-14 LOAN TO PRE-K	(0.10)	0.00	0.00	(0.10)
10 A 000 1610 0000 04 000004	11-12 LOAN PRE-K	0.29	0.00	0.00	0.29
10 A 000 1630 0000 00 000000	INSURANCE RECEIVABLE	0.21	0.00	0.00	0.21
Totals for: 10 A - Asset		**22,851,080.43**	**2,591,123.41**	**4,413,009.22**	**21,029,194.62**
Totals for Fund: 10 - EDUCATIONAL FUND		**22,851,080.43**	**2,591,123.41**	**4,413,009.22**	**21,029,194.62**
20 - OPERATIONS & MAINTENANCE FUND					
A - Asset					
20 A 000 1120 0000 00 000000	CASH IN BANK	6,916,577.60	228,641.70	798,492.99	6,346,726.31
Totals for: 20 A - Asset		**6,916,577.60**	**228,641.70**	**798,492.99**	**6,346,726.31**
Totals for Fund: 20 - OPERATIONS & MAINTENANCE FUND		**6,916,577.60**	**228,641.70**	**798,492.99**	**6,346,726.31**
21 - O&M LEASE					
A - Asset					
21 A 000 1120 0000 00 000000	CASH IN BANK	33,255.78	107.01	4,400.00	28,962.79
Totals for: 21 A - Asset		**33,255.78**	**107.01**	**4,400.00**	**28,962.79**
Totals for Fund: 21 - O&M LEASE		**33,255.78**	**107.01**	**4,400.00**	**28,962.79**
30 - DEBT SERVICE FUND					
A - Asset					
30 A 000 1120 0000 00 000000	CASH IN BANK	257,304.85	954.18	0.00	258,259.03
Totals for: 30 A - Asset		**257,304.85**	**954.18**	**0.00**	**258,259.03**
Totals for Fund: 30 - DEBT SERVICE FUND		**257,304.85**	**954.18**	**0.00**	**258,259.03**
40 - TRANSPORTATION FUND					
A - Asset					
40 A 000 1120 0000 00 000000	CASH IIN BANK	2,672,362.51	157,478.42	241,429.08	2,588,411.85
40 A 000 1530 0000 00 000000	GRANTS RECEIVABLE	0.28	0.00	0.00	0.28

Balance Sheet Detail by Fund

Account	Account Description	Beginning Balance	Debit	Credit	Ending Balance
40 - TRANSPORTATION FUND					
A - Asset					
Totals for: 40 A - Asset		**2,672,362.79**	**157,478.42**	**241,429.08**	**2,588,412.13**
Totals for Fund: 40 - TRANSPORTATION FUND		**2,672,362.79**	**157,478.42**	**241,429.08**	**2,588,412.13**
50 - SOCIAL SECURITY/MEDICARE					
A - Asset					
50 A 000 1120 0000 00 000000	CASH IN BANK	673,688.41	2,374.12	50,171.11	625,891.42
Totals for: 50 A - Asset		**673,688.41**	**2,374.12**	**50,171.11**	**625,891.42**
Totals for Fund: 50 - SOCIAL SECURITY/MEDICARE		**673,688.41**	**2,374.12**	**50,171.11**	**625,891.42**
51 - ILLINOIS MUNICIPAL RETIREMENT					
A - Asset					
51 A 000 1120 0000 00 000000	CASH IN BANK	731,694.47	2,593.99	32,201.98	702,086.48
Totals for: 51 A - Asset		**731,694.47**	**2,593.99**	**32,201.98**	**702,086.48**
Totals for Fund: 51 - ILLINOIS MUNICIPAL RETIREMENT		**731,694.47**	**2,593.99**	**32,201.98**	**702,086.48**
60 - CAPITAL PROJECTS FUND OR FUND					
A - Asset					
60 A 000 1120 0000 00 000000	CASH IN BANK	5,085,563.20	18,483.41	101,336.10	5,002,710.51
Totals for: 60 A - Asset		**5,085,563.20**	**18,483.41**	**101,336.10**	**5,002,710.51**
Totals for Fund: 60 - CAPITAL PROJECTS FUND OR FUND		**5,085,563.20**	**18,483.41**	**101,336.10**	**5,002,710.51**
70 - WORKING CASH FUND					
A - Asset					
70 A 000 1120 0000 00 000000	CASH IN BANK	11,157.91	41.38	0.00	11,199.29
Totals for: 70 A - Asset		**11,157.91**	**41.38**	**0.00**	**11,199.29**
Totals for Fund: 70 - WORKING CASH FUND		**11,157.91**	**41.38**	**0.00**	**11,199.29**
80 - TORT IMMUNITY AND JUDGMENT FUN					
A - Asset					
80 A 000 1120 0000 00 000000	CASH IN BANK	486,708.65	1,601.11	54,955.00	433,354.76
Totals for: 80 A - Asset		**486,708.65**	**1,601.11**	**54,955.00**	**433,354.76**
Totals for Fund: 80 - TORT IMMUNITY AND JUDGMENT FUN		**486,708.65**	**1,601.11**	**54,955.00**	**433,354.76**
90 - FIRE PREVENTION AND SAFETY FUN					
A - Asset					
90 A 000 1120 0000 00 000000	CASH IN BANK	843,125.85	3,052.10	20,098.18	826,079.77
Totals for: 90 A - Asset		**843,125.85**	**3,052.10**	**20,098.18**	**826,079.77**
Totals for Fund: 90 - FIRE PREVENTION AND SAFETY FUN		**843,125.85**	**3,052.10**	**20,098.18**	**826,079.77**

Balance Sheet Detail by Fund

Account	Beginning Balance	Debit	Credit	Ending Balance
Totals for: A - Asset	40,562,519.94	3,006,450.83	5,716,093.66	37,852,877.11
Grand Totals:	**40,562,519.94**	**3,006,450.83**	**5,716,093.66**	**37,852,877.11**

Revenue Monthly Fund Summary

Fiscal Year: 2024-2025
Month: January

MARION CUSD #2, IL

Account Number	Original Budget	CY Monthly Activity	CYTD Activity	YTD Unexpended Balance	Prior Fiscal Year Activity	% of Budget
10 - EDUCATIONAL FUND						
10 - --- ---- -- -- -- ------	42,912,528.00	-1,738,116.67	-31,516,159.86	11,396,368.14	-39,688,552.01	-73.44%
20 - OPERATIONS & MAINTENANCE FUND						
20 - --- ---- -- -- -- ------	6,265,000.00	-171,010.96	-5,497,974.12	767,025.88	-8,241,715.98	-87.76%
21 - O&M LEASE						
21 - --- ---- -- -- -- ------	185,100.00	-107.01	-161,869.60	23,230.40	-56,456.55	-87.45%
30 - DEBT SERVICE FUND						
30 - --- ---- -- -- -- ------	2,747,349.00	-954.18	-2,017,041.07	730,307.93	-2,707,432.41	-73.42%
40 - TRANSPORTATION FUND						
40 - --- ---- -- -- -- ------	2,353,115.00	-156,952.98	-1,818,789.70	534,325.30	-2,403,045.73	-77.29%
50 - SOCIAL SECURITY/MEDICARE						
50 - --- ---- -- -- -- ------	649,000.00	-2,312.47	-570,173.71	78,826.29	-709,301.73	-87.85%
51 - ILLINOIS MUNICIPAL RETIREMENT						
51 - --- ---- -- -- -- ------	264,000.00	-2,593.99	-241,038.00	22,962.00	-635,127.37	-91.30%
60 - CAPITAL PROJECTS FUND OR FUND						
60 - --- ---- -- -- -- ------	3,580,000.00	-18,483.41	-2,054,636.26	1,525,363.74	-3,873,994.36	-57.39%

Revenue Monthly Fund Summary

Fiscal Year: 2024-2025
Month: January

MARION CUSD #2, IL

Account Number	Original Budget	CY Monthly Activity	CYTD Activity	YTD Unexpended Balance	Prior Fiscal Year Activity	% of Budget
70 - WORKING CASH FUND						
70 - --- ---- -- -- -- ------	1,100.00	-41.38	-1,024.60	75.40	-1,111.36	-93.15%
80 - TORT IMMUNITY AND JUDGMENT						
80 - --- ---- -- -- -- ------	242,000.00	-1,601.11	-210,730.97	31,269.03	-779,047.39	-87.08%
90 - FIRE PREVENTION AND SAFETY FUN						
90 - --- ---- -- -- -- ------	118,000.00	-3,052.10	-103,594.95	14,405.05	-326,581.39	-87.79%
Account Monthly Activity Grand Totals:	59,317,192.00	-2,095,226.26	-44,193,032.84	15,124,159.16	-59,422,366.28	-74.50%

Expenses Monthly Fund Summary

Fiscal Year: 2024-2025
Month: January

MARION CUSD #2, IL

Account Number	Original Budget	CY Monthly Activity	CYTD Activity	YTD Unexpended Balance	YTD Encumbrance	Prior Fiscal Year Activity	% of Budget
10 - EDUCATIONAL FUND							
10	42,858,756.00	3,465,108.07	23,392,935.92	19,465,820.08	211,428.36	37,433,236.72	54.58%
20 - OPERATIONS & MAINTENANCE FUND							
20	6,256,250.00	740,862.25	3,772,105.83	2,484,144.17	280,566.10	6,719,457.02	60.29%
21 - O&M LEASE							
21	193,706.00	4,400.00	171,706.00	22,000.00	0.00	52,800.00	88.64%
30 - DEBT SERVICE FUND							
30	2,746,849.00	0.00	1,762,516.00	984,333.00	0.00	2,706,539.50	64.17%
40 - TRANSPORTATION FUND							
40	2,336,638.00	240,903.64	1,407,954.17	928,683.83	0.00	1,858,094.09	60.26%
50 - SOCIAL SECURITY/MEDICARE							
50	727,685.00	50,109.46	367,774.09	359,910.91	0.00	621,299.78	50.54%
51 - ILLINOIS MUNICIPAL RETIREMENT							
51	549,145.00	32,201.98	293,499.44	255,645.56	0.00	395,963.72	53.45%
60 - CAPITAL PROJECTS FUND OR FUND							
60	6,627,774.00	101,336.10	1,263,508.65	5,364,265.35	123,124.00	3,592,063.60	19.06%

Expenses Monthly Fund Summary

Fiscal Year: 2024-2025
Month: January

MARION CUSD #2, IL

Account Number	Original Budget	CY Monthly Activity	CYTD Activity	YTD Unexpended Balance	YTD Encumbrance	Prior Fiscal Year Activity	% of Budget
80 - TORT IMMUNITY AND JUDGMENT							
80	685,000.00	54,955.00	497,314.88	187,685.12	0.00	441,888.54	72.60%
90 - FIRE PREVENTION AND SAFETY FUN							
90	161,500.00	20,098.18	141,331.68	20,168.32	0.00	119,093.11	87.51%
Account Monthly Activity Grand Totals:	63,143,303.00	4,709,974.68	33,070,646.66	30,072,656.34	615,118.46	53,940,436.08	52.37%

Revenues Monthly

Fiscal Year: 2024-2025
Month: January

MARION CUSD #2, IL

Account Number	Account Description	Original Budget	CY Monthly Activity	CYTD Activity	YTD Unexpended	Prior Fiscal Year Activity	% of Budget
10 - EDUCATIONAL FUND							
10 R 000 1110 0000 00 000000	PROPERTY TAXES	22,800,000.00	0.00	-19,765,145.96	3,034,854.04	-19,000,497.	-86.69%
10 R 000 1140 0000 00 000000	PROPERTY TAXES -	13,000.00	0.00	-11,759.78	1,240.22	-12,264.78	-90.46%
10 R 000 1210 0000 00 000000	TAXES: MOBILE HOME	32,000.00	0.00	0.00	32,000.00	-35,600.29	0.00%
10 R 000 1220 0000 00 000000	TAXES: MARION HOUSING	45,000.00	-985.22	-985.22	44,014.78	-47,833.02	-2.19%
10 R 000 1230 0000 00 000000	TAXES: CORP PER PROP	465,000.00	0.00	-276,478.17	188,521.83	-646,000.00	-59.46%
10 R 000 1290 0000 00 000000	TAXES: REFUGE PILOT	25,000.00	0.00	-26,779.61	-1,779.61	0.00	-107.12%
10 R 000 1510 0000 00 000001	INTEREST ON CD	140,000.00	-13,398.14	-91,803.12	48,196.88	-137,739.61	-65.57%
10 R 000 1510 0000 00 000000	INTEREST: INVESTMENTS	400,000.00	-69,277.13	-310,209.85	89,790.15	-434,735.63	-77.55%
10 R 000 1510 0000 00 000002	Interest on Saving	70.00	-8.37	-58.02	11.98	-76.38	-82.89%
10 R 000 1611 0000 84 000007	JEFFERSON: FOODSERVICE	22,000.00	-2,122.52	-13,446.82	8,553.18	-24,073.11	-61.12%
10 R 000 1611 0000 84 000010	WASHINGTON: FOODSERVICE	42,000.00	-2,886.48	-21,023.84	20,976.16	-42,820.24	-50.06%
10 R 000 1611 0000 84 000005	ADAMS: FOODSERVICE	22,000.00	-2,413.68	-17,390.49	4,609.51	-24,096.92	-79.05%
10 R 000 1611 0000 84 000004	JH: FOOD SERVICE	75,000.00	-6,783.39	-45,435.34	29,564.66	-80,453.22	-60.58%
10 R 000 1611 0000 84 000003	HS: FOODSERVICE REVENUE	80,000.00	-8,991.09	-59,634.38	20,365.62	-97,158.95	-74.54%
10 R 000 1611 0000 84 000008	LINCOLN: FOODSERVICE	45,000.00	-3,387.19	-25,398.53	19,601.47	-48,743.63	-56.44%
10 R 000 1611 0000 84 000009	LONGFELLOW: FOODSERVICE	15,000.00	-1,103.19	-10,721.38	4,278.62	-17,863.97	-71.48%
10 R 000 1690 0000 84 000004	FOODSERVICE	1,000.00	-39.21	-868.28	131.72	-724.14	-86.83%
10 R 000 1711 0000 00 000004	ATHL EVENTS,IHSA-JR	10,000.00	0.00	-1,161.30	8,838.70	-17,978.40	-11.61%
10 R 000 1711 0000 00 000005	ATHLETIC DONATIONS	1,000.00	0.00	0.00	1,000.00	-2,000.00	0.00%
10 R 000 1711 0000 00 000001	ADAMS ATHLETIC	10,000.00	-999.50	-4,614.60	5,385.40	-10,919.25	-46.15%
10 R 000 1711 0000 01 000000	HS FOOTBALL ADMISSION	22,000.00	0.00	-28,044.00	-6,044.00	-22,316.00	-127.47%
10 R 000 1711 0000 04 000000	HS SOCCER ADMISSIONS	4,000.00	0.00	-2,052.00	1,948.00	-3,785.00	-51.30%
10 R 000 1711 0000 06 000000	HS WRESTLING ADMISSIONS	2,000.00	-536.00	-1,393.00	607.00	-3,875.00	-69.65%
10 R 000 1711 0000 11 000000	HS VOLLEYBALL	2,000.00	0.00	-4,364.00	-2,364.00	-1,338.00	-218.20%
10 R 000 1711 0000 15 000000	HS BOYS BASKETBALL	22,000.00	-1,464.25	-19,709.25	2,290.75	-23,104.00	-89.59%
10 R 000 1711 0000 20 000000	JH BOYS BASKETBALL	7,000.00	-107.65	-4,571.94	2,428.06	-6,887.00	-65.31%
10 R 000 1711 0000 23 000000	JH VOLLEYBALL	4,000.00	0.00	-471.00	3,529.00	-4,503.00	-11.78%
10 R 000 1711 0000 31 000000	HS GIRLS BASKETBALL	2,000.00	-323.80	-1,889.80	110.20	-2,441.00	-94.49%
10 R 000 1711 0000 40 000000	JH GIRLS BASKETBALL	3,000.00	-19.67	-3,146.83	-146.83	-3,961.00	-104.89%
10 R 000 1790 0000 00 000003	STUDENT YEARBOOK: HS	5,000.00	0.00	-1,140.00	3,860.00	-5,458.00	-22.80%
10 R 000 1790 0000 00 000005	Adams Yearbook	0.00	0.00	-84.00	-84.00	0.00	

Revenues Monthly

Fiscal Year: 2024-2025
Month: January

MARION CUSD #2, IL

Account Number	Account Description	Original Budget	CY Monthly Activity	CYTD Activity	YTD Unexpended	Prior Fiscal Year Activity	% of Budget
10 - EDUCATIONAL FUND							
10 R 000 1790 0000 00 000009	Student Yearbook	0.00	0.00	0.00	0.00	-131.00	
10 R 000 1790 0000 00 000010	Student Yearbook	0.00	0.00	0.00	0.00	-156.00	
10 R 000 1811 0000 00 000001	TEXTBOOK RENTAL: E	37,000.00	-33.99	-13,818.10	23,181.90	-40,817.74	-37.35%
10 R 000 1811 0000 00 000003	TEXTBOOK RENTAL: HS	35,000.00	-0.73	-11,433.49	23,566.51	-38,558.05	-32.67%
10 R 000 1811 0000 00 000002	TEXTBOOK RENTAL: JH	15,000.00	-33.99	-5,742.95	9,257.05	-20,231.23	-38.29%
10 R 000 1920 0000 00 000000	CONTRIB -DONATION	20,000.00	0.00	-2,678.18	17,321.82	-22,224.21	-13.39%
10 R 000 1920 0000 00 000050	5th Grade Field Day	0.00	0.00	0.00	0.00	-450.00	
10 R 000 1970 0000 00 000000	DR.ED BTW FEES	8,000.00	-240.00	-1,430.55	6,569.45	-12,006.31	-17.88%
10 R 000 1992 0000 00 000000	SALE OF VOCATIONAL	250,000.00	0.00	0.00	250,000.00	0.00	0.00%
10 R 000 1993 0000 00 000001	HS PARKING FEES	5,000.00	-240.00	-3,444.07	1,555.93	-1,635.00	-68.88%
10 R 000 1993 0000 00 000000	RESALE ITEMS,LOCKS,	3,000.00	-4.86	-935.69	2,064.31	-2,330.70	-31.19%
10 R 000 1999 0000 00 000000	OTHER	25,000.00	-1,466.32	-28,460.26	-3,460.26	-26,321.82	-113.84%
10 R 000 1999 0000 00 000001	FOUNDATION GRANTS	10,000.00	0.00	-297.80	9,702.20	-38,677.86	-2.98%
10 R 000 1999 0000 00 000003	AFTER SCHOOL PROGRAMS	95,000.00	-9,195.39	-74,965.60	20,034.40	-123,239.67	-78.91%
10 R 000 1999 0000 00 000005	Chromebook Insurance	0.00	-72.84	-15,891.63	-15,891.63	-47,944.81	
10 R 000 1999 0000 00 000006	AROTC REVENUE	66,000.00	-6,654.22	-34,759.54	31,240.46	-52,691.23	-52.67%
10 R 000 1999 0000 00 000002	AISLE Library Grant	0.00	0.00	0.00	0.00	-3,500.00	
10 R 000 1999 0000 00 000008	ROE Reimbursement	0.00	0.00	-8,341.80	-8,341.80	0.00	
10 R 000 1999 0000 00 000009	ADK Library Grant	0.00	-400.00	-400.00	-400.00	0.00	
10 R 000 1999 0000 00 000303	MHS Class Fee	0.00	0.00	0.00	0.00	-360.00	
10 R 303 1999 0000 00 000005	MHS Activity Class Fees	0.00	0.00	-240.00	-240.00	-255.00	
10 R 000 1999 0000 02 000000	SETTLEMENT	0.00	0.00	-27,093.05	-27,093.05	0.00	
10 R 000 1999 0000 05 000000	E-RATE REFUND	134,400.00	0.00	-134,400.00	0.00	-129,044.00	-100.00%
10 R 000 1999 0000 70 000000	Madigral Revenue	6,000.00	-7,680.00	-7,680.00	-1,680.00	-7,222.39	-128.00%
10 R 000 1999 0000 80 000000	Spring Musical Revenue	10,000.00	0.00	0.00	10,000.00	-10,805.00	0.00%
10 R 000 1999 1251 00 000000	McKinney Vento	0.00	0.00	-3,303.89	-3,303.89	0.00	
10 - --- 1--- ---- -- ------		**25,035,470.00**	**-140,868.82**	**-21,125,097.11**	**3,910,372.89**	**-21,337,849.**	**-84.38%**
10 R 000 3001 0000 00 000000	EVIDENCED BASED FUNDING	12,852,300.00	-1,168,392.00	-7,010,352.00	5,841,948.00	-12,422,656.	-54.55%
10 R 000 3100 0000 12 000000	PRIVATE FACILITY	65,000.00	-14,311.26	-29,527.99	35,472.01	-76,435.06	-45.43%
10 R 000 3120 0000 12 000000	WCSED: ORPHANAGE	47,800.00	0.00	-44,309.78	3,490.22	-104,439.84	-92.70%

Revenues Monthly

Fiscal Year: 2024-2025
Month: January

MARION CUSD #2, IL

Account Number	Account Description	Original Budget	CY Monthly Activity	CYTD Activity	YTD Unexpended	Prior Fiscal Year Activity	% of Budget
10 - EDUCATIONAL FUND							
10 R 000 3220 0000 21 000000	WCRVS STIPENDS/TUITION	80,000.00	0.00	0.00	80,000.00	-83,487.00	0.00%
10 R 000 3235 0000 00 000000	AGRICULTURE EDUCATION	15,000.00	0.00	-7,488.00	7,512.00	-15,197.28	-49.92%
10 R 000 3360 0000 84 000000	STATE REIMB: LUNCH &	20,000.00	0.00	-7,456.15	12,543.85	-20,553.68	-37.28%
10 R 000 3370 0000 10 000000	DRIVER EDUCATION	35,000.00	-6,539.74	-21,057.12	13,942.88	-35,729.34	-60.16%
10 R 000 3999 0000 00 000001	After School State	0.00	0.00	-2,475.00	-2,475.00	-9,209.00	
10 R 000 3999 0000 01 000000	OTHER ST.LIB GRANT	3,300.00	0.00	0.00	3,300.00	-3,134.67	0.00%
10 R 000 3999 0000 01 000002	STATE AFTERCATS	0.00	-34.00	-153.00	-153.00	0.00	
10 R 000 3999 0000 03 000000	PREMIUMS VOC	150.00	0.00	-28.30	121.70	-133.59	-18.87%
10 R 970 3999 0000 19 000000	Computer Science Equity	46,447.00	4,255.00	-42,192.00	4,255.00	0.00	-90.84%
10 - --- 3--- ---- -- ------		**13,164,997.00**	**-1,185,022.00**	**-7,165,039.34**	**5,999,957.66**	**-12,770,975.**	**-54.42%**
10 R 000 4210 0000 84 000000	FED REIMB REG,FREE	860,000.00	-187,231.68	-580,224.17	279,775.83	-924,942.21	-67.47%
10 R 000 4211 0000 84 000000	Federal Local Food	0.00	-11,800.00	-11,800.00	-11,800.00	0.00	
10 R 000 4220 0000 84 000000	FEDERAL REIMB BRKF	350,000.00	-61,123.17	-195,653.67	154,346.33	-307,339.63	-55.90%
10 R 000 4299 0000 84 000000	Supply Chain Assistance	0.00	0.00	-6,029.31	-6,029.31	-98,781.05	
10 R 936 4300 0000 00 000000	TITLE I SIP	0.00	0.00	0.00	0.00	-31,510.00	
10 R 000 4300 0000 30 000000	TITLE I REVENUE	1,456,339.00	0.00	-818,699.00	637,640.00	-1,396,637.00	-56.22%
10 R 956 4400 0000 54 000000	Title IV	12,006.00	33,274.00	-11,927.00	79.00	0.00	-99.34%
10 R 000 4600 0000 00 000000	IDEA-PS	26,706.00	-3,329.00	-11,941.00	14,765.00	-29,760.00	-44.71%
10 R 000 4620 0000 00 000000	IDEA FT	988,461.00	-119,135.00	-434,958.00	553,503.00	-1,125,795.00	-44.00%
10 R 000 4932 0000 32 000000	Title II: Teacher	15,103.00	0.00	-15,103.00	0.00	0.00	-100.00%
10 R 000 4991 0000 00 000000	ADMIN OUTREACH REVENUE	60,000.00	0.00	-38,151.33	21,848.67	-62,029.59	-63.59%
10 R 000 4998 0000 00 000003	SEL Trauma Response	0.00	0.00	0.00	0.00	-15,625.00	
10 R 941 4998 0000 00 000000	McKinney Vento Homeless	0.00	0.00	0.00	0.00	-7,203.00	
10 R 971 4998 0000 00 000000	Stronger Connections	187,810.00	-62,881.00	-62,881.00	124,929.00	0.00	-33.48%
10 R 953 4999 0000 00 000000	Digital Equity 3	4,936.00	0.00	-4,936.00	0.00	-58,594.00	-100.00%
10 R 954 4999 0000 00 000000	Digital Equity 4	0.00	0.00	0.00	0.00	-228,000.00	
10 R 960 4999 0000 00 000000	ESSER II GRANT	0.00	0.00	0.00	0.00	-336,582.00	
10 R 965 4999 0000 00 000000	ESSER III GRANT	710,700.00	0.00	-1,031,933.00	-321,233.00	-888,056.00	-145.20%
10 R 000 4999 0000 01 000000	PUB AID-FEE FOR SERV	40,000.00	0.00	-1,786.93	38,213.07	-68,872.53	-4.47%

Revenues Monthly

Fiscal Year: 2024-2025
Month: January

MARION CUSD #2, IL

Account Number	Account Description	Original Budget	CY Monthly Activity	CYTD Activity	YTD Unexpended	Prior Fiscal Year Activity	% of Budget
10 - EDUCATIONAL FUND							
10 - --- 4--- ---- -- ------		4,712,061.00	-412,225.85	-3,226,023.41	1,486,037.59	-5,579,727.01	-68.46%
10 - --- ---- ---- -- ------		42,912,528.00	-1,738,116.67	-31,516,159.86	11,396,368.14	-39,688,552.	-73.44%
20 - OPERATIONS & MAINTENANCE FUND							
20 R 000 1111 0000 00 000000	PROPRTY TAXES	5,205,000.00	0.00	-4,569,204.92	635,795.08	-4,647,805.65	-87.78%
20 R 000 1230 0000 00 000000	TAXES: CORP PER PROP	465,000.00	-147,561.86	-310,856.66	154,143.34	-791,830.69	-66.85%
20 R 000 1510 0000 00 000000	INTEREST: INVESTMENTS	100,000.00	-23,449.10	-112,867.06	-12,867.06	-132,419.35	-112.87%
20 R 000 1999 0000 00 000000	OTHER	10,000.00	0.00	-3,719.48	6,280.52	-25,189.29	-37.19%
20 R 000 1999 0000 01 000000	INSURANCE CLAIMS	0.00	0.00	-20,000.00	-20,000.00	0.00	
20 R 000 1999 0000 02 000000	SETTLEMENT	0.00	0.00	0.00	0.00	-536,000.00	
20 - --- 1--- ---- -- ------		5,780,000.00	-171,010.96	-5,016,648.12	763,351.88	-6,133,244.98	-86.79%
20 R 965 4999 0000 00 000000	ESSER III	485,000.00	0.00	-481,326.00	3,674.00	-2,108,471.00	-99.24%
20 - --- 4--- ---- -- ------		485,000.00	0.00	-481,326.00	3,674.00	-2,108,471.00	-99.24%
20 - --- ---- ---- -- ------		6,265,000.00	-171,010.96	-5,497,974.12	767,025.88	-8,241,715.98	-87.76%
21 - O&M LEASE							
21 R 000 1111 0000 00 000000	TAXES: CURRENT YR LEVY	184,100.00	0.00	-161,650.77	22,449.23	-55,041.42	-87.81%
21 R 000 1510 0000 00 000000	INTEREST ON INVESTMENTS	1,000.00	-107.01	-218.83	781.17	-1,415.13	-21.88%
21 - --- 1--- ---- -- ------		185,100.00	-107.01	-161,869.60	23,230.40	-56,456.55	-87.45%
21 - --- ---- ---- -- ------		185,100.00	-107.01	-161,869.60	23,230.40	-56,456.55	-87.45%
30 - DEBT SERVICE FUND							
30 R 000 1112 0000 00 000000	TAXES: 1ST PRIOR YR	1,994,575.00	0.00	-1,995,076.62	-501.62	-1,952,247.25	-100.03%
30 R 000 1510 0000 00 000000	INTEREST: ON INVEST	2,000.00	-954.18	-6,577.45	-4,577.45	-3,689.66	-328.87%

Revenues Monthly

Fiscal Year: 2024-2025
Month: January

MARION CUSD #2, IL

Account Number	Account Description	Original Budget	CY Monthly Activity	CYTD Activity	YTD Unexpended	Prior Fiscal Year Activity	% of Budget
30 - DEBT SERVICE FUND							
30 - --- 1--- ---- -- ------		1,996,575.00	-954.18	-2,001,654.07	-5,079.07	-1,955,936.91	-100.25%
30 R 000 7610 0000 00 000000	AS Bond Principal	720,000.00	0.00	0.00	720,000.00	-705,000.00	0.00%
30 R 000 7700 0000 00 000000	AS Bond Interest	30,774.00	0.00	-15,387.00	15,387.00	-46,495.50	-50.00%
30 - --- 7--- ---- -- ------		750,774.00	0.00	-15,387.00	735,387.00	-751,495.50	-2.05%
30 - --- ---- ---- -- ------		2,747,349.00	-954.18	-2,017,041.07	730,307.93	-2,707,432.41	-73.42%
40 - TRANSPORTATION FUND							
40 R 000 1113 0000 00 000000	PROPERTY TAXES	1,618,000.00	0.00	-1,420,544.08	197,455.92	-1,549,303.50	-87.80%
40 R 000 1510 0000 00 000000	INTEREST: INVEST	70,000.00	-9,563.35	-51,439.21	18,560.79	-73,104.57	-73.48%
40 R 000 1999 0000 00 000000	TRANS: MISC. REIMB.	1,000.00	-2,525.22	-3,329.72	-2,329.72	-1,261.00	-332.97%
40 - --- 1--- ---- -- ------		1,689,000.00	-12,088.57	-1,475,313.01	213,686.99	-1,623,669.07	-87.35%
40 R 000 3500 0000 00 000000	STATE REIMB: REG	600,000.00	-144,864.41	-289,860.69	310,139.31	-735,157.66	-48.31%
40 - --- 3--- ---- -- ------		600,000.00	-144,864.41	-289,860.69	310,139.31	-735,157.66	-48.31%
40 R 971 4998 0000 00 000000	Stronger Connections	10,500.00	0.00	0.00	10,500.00	0.00	0.00%
40 R 960 4999 0000 00 000000	ESSER II	0.00	0.00	0.00	0.00	-44,219.00	
40 R 965 4999 0000 00 000000	ESSER 3	53,615.00	0.00	-53,616.00	-1.00	0.00	-100.00%
40 - --- 4--- ---- -- ------		64,115.00	0.00	-53,616.00	10,499.00	-44,219.00	-83.62%
40 - --- ---- ---- -- ------		2,353,115.00	-156,952.98	-1,818,789.70	534,325.30	-2,403,045.73	-77.29%
50 - SOCIAL SECURITY/MEDICARE							
50 R 000 1150 0000 00 000000	PROPERTY TAXES - SOCIAL	637,000.00	0.00	-559,647.20	77,352.80	-693,690.30	-87.86%
50 R 000 1510 0000 00 000000	INTEREST: CHECKING	12,000.00	-2,312.47	-10,526.51	1,473.49	-15,611.43	-87.72%
50 - --- 1--- ---- -- ------		649,000.00	-2,312.47	-570,173.71	78,826.29	-709,301.73	-87.85%

Revenues Monthly

Fiscal Year: 2024-2025
Month: January

MARION CUSD #2, IL

Account Number	Account Description	Original Budget	CY Monthly Activity	CYTD Activity	YTD Unexpended	Prior Fiscal Year Activity	% of Budget
50 - SOCIAL SECURITY/MEDICARE							
50 - --- ---- ---- -- ------		649,000.00	-2,312.47	-570,173.71	78,826.29	-709,301.73	-87.85%
51 - ILLINOIS MUNICIPAL RETIREMENT							
51 R 000 1114 0000 00 000000	Property Taxes - IMRF	176,000.00	0.00	-155,244.66	20,755.34	-544,800.94	-88.21%
51 R 000 1230 0000 00 000000	TAXES: CORP PERS PROP	70,000.00	0.00	-70,000.00	0.00	-65,000.00	-100.00%
51 R 000 1510 0000 00 000000	INTEREST ON INVESTMENTS	18,000.00	-2,593.99	-15,793.34	2,206.66	-25,326.43	-87.74%
51 - --- 1--- ---- -- ------		264,000.00	-2,593.99	-241,038.00	22,962.00	-635,127.37	-91.30%
51 - --- ---- ---- -- ------		264,000.00	-2,593.99	-241,038.00	22,962.00	-635,127.37	-91.30%
60 - CAPITAL PROJECTS FUND OR FUND							
60 R 000 1510 0000 00 000000	INTEREST	100,000.00	-18,483.41	-96,613.77	3,386.23	-110,611.84	-96.61%
60 R 000 1983 0000 00 000000	SALES TAX	3,480,000.00	0.00	-1,908,022.49	1,571,977.51	-3,763,382.52	-54.83%
60 - --- 1--- ---- -- ------		3,580,000.00	-18,483.41	-2,004,636.26	1,575,363.74	-3,873,994.36	-56.00%
60 R 000 3925 0000 00 000000	SCHOOL MAINTENANCE	0.00	0.00	-50,000.00	-50,000.00	0.00	
60 - --- 3--- ---- -- ------		0.00	0.00	-50,000.00	-50,000.00	0.00	
60 - --- ---- ---- -- ------		3,580,000.00	-18,483.41	-2,054,636.26	1,525,363.74	-3,873,994.36	-57.39%
70 - WORKING CASH FUND							
70 R 000 1115 0000 00 000000	PROPERTY TAXES	900.00	0.00	-792.08	107.92	-774.71	-88.01%
70 R 000 1510 0000 00 000000	INTEREST: INVEST	200.00	-41.38	-232.52	-32.52	-336.65	-116.26%
70 - --- 1--- ---- -- ------		1,100.00	-41.38	-1,024.60	75.40	-1,111.36	-93.15%
70 - --- ---- ---- -- ------		1,100.00	-41.38	-1,024.60	75.40	-1,111.36	-93.15%

Revenues Monthly

Fiscal Year: 2024-2025
Month: January

MARION CUSD #2, IL

Account Number	Account Description	Original Budget	CY Monthly Activity	CYTD Activity	YTD Unexpended	Prior Fiscal Year Activity	% of Budget
80 - TORT IMMUNITY AND JUDGMENT							
80 R 000 1120 0000 00 000000	PROPERTY TAXES	230,000.00	0.00	-202,693.05	27,306.95	-759,644.69	-88.13%
80 R 000 1510 0000 00 000000	INTEREST ON INVESTMENTS	12,000.00	-1,601.11	-8,037.92	3,962.08	-19,402.70	-66.98%
80 - --- 1--- ---- -- ------		242,000.00	-1,601.11	-210,730.97	31,269.03	-779,047.39	-87.08%
80 - --- ---- ---- -- ------		242,000.00	-1,601.11	-210,730.97	31,269.03	-779,047.39	-87.08%
90 - FIRE PREVENTION AND SAFETY FUN							
90 R 000 1118 0000 00 000000	PROPERTY TAXES	98,000.00	0.00	-86,123.17	11,876.83	-249,959.98	-87.88%
90 R 000 1510 0000 00 000000	INTEREST: ON INVEST	20,000.00	-3,052.10	-17,471.78	2,528.22	-26,621.41	-87.36%
90 - --- 1--- ---- -- ------		118,000.00	-3,052.10	-103,594.95	14,405.05	-276,581.39	-87.79%
90 R 000 3925 0000 00 000000	MAINTENANCE GRANT	0.00	0.00	0.00	0.00	-50,000.00	
90 - --- 3--- ---- -- ------		0.00	0.00	0.00	0.00	-50,000.00	
90 - --- ---- ---- -- ------		118,000.00	-3,052.10	-103,594.95	14,405.05	-326,581.39	-87.79%
Account Monthly Activity Grand Totals:		59,317,192.00	-2,095,226.26	-44,193,032.84	15,124,159.16	-59,422,366.	-74.50%

Expenses Monthly Short

Fiscal Year: 2024-2025
Month: January

MARION CUSD #2, IL

Account Number	Account Description	Original Budget	CY Monthly Activity	CYTD Activity	YTD Unexpended	YTD Encumbranc	Prior Fiscal Year	% of Budget
10 - EDUCATIONAL FUND								
10 E 105 1101 1120 00 000000	ADAMS TEACHER SALARY	1,200,000.00	84,520.50	569,172.28	630,827.72	0.00	844,346.16	47.43%
10 E 107 1101 1120 00 000000	JEFFERSON TEACHER	1,146,000.00	85,448.88	592,448.75	553,551.25	0.00	961,135.52	51.70%
10 E 108 1101 1120 00 000000	LINCOLN TEACHER SALARY	1,966,500.00	168,961.34	1,164,230.61	802,269.39	0.00	1,924,666.38	59.20%
10 E 109 1101 1120 00 000000	LONGFELLOW TEACHER	1,009,500.00	78,765.98	541,954.38	467,545.62	0.00	883,935.53	53.69%
10 E 110 1101 1120 00 000000	WASHINGTON TEACHER	1,936,500.00	159,572.58	1,096,307.84	840,192.16	0.00	1,766,709.07	56.61%
10 E 105 1101 1130 00 000000	ADAMS SALARY INCREMENT	8,500.00	549.40	3,824.17	4,675.83	0.00	6,632.40	44.99%
10 E 105 1101 1130 00 000001	ROE Soc Emotional	0.00	0.00	0.00	0.00	0.00	2,050.00	
10 E 107 1101 1130 00 000000	JEFFERSON SALARY	500.00	0.00	0.00	500.00	0.00	0.00	0.00%
10 E 108 1101 1130 00 000000	LINCOLN SALARY	500.00	0.00	0.00	500.00	0.00	0.00	0.00%
10 E 109 1101 1130 00 000000	LONGFELLOW SALARY	500.00	0.00	0.00	500.00	0.00	0.00	0.00%
10 E 110 1101 1130 00 000000	WASHINGTON SALARY	500.00	0.00	90.00	410.00	0.00	255.00	18.00%
10 E 110 1101 1130 00 000001	ROE Soc Emotional	0.00	0.00	0.00	0.00	0.00	2,875.00	
10 E 107 1101 1140 00 000000	JEFFERSON AFTER SCHOOL	6,500.00	503.24	3,804.02	2,695.98	0.00	5,742.21	58.52%
10 E 109 1101 1140 00 000000	LONGFELLOW AFTER SCHOOL	6,500.00	427.95	2,627.15	3,872.85	0.00	4,669.75	40.42%
10 E 110 1101 1140 00 000000	WASHINGTON AFTER SCHOOL	10,500.00	777.20	5,557.62	4,942.38	0.00	9,949.93	52.93%
10 E 000 1101 1150 00 000000	ELEM REGISTRATION	700.00	0.00	0.00	700.00	0.00	654.60	0.00%
10 E 105 1101 1150 00 000000	ADAMS MEDIA AIDE	19,500.00	1,212.53	10,426.03	9,073.97	0.00	16,988.45	53.47%
10 E 105 1101 1150 00 000001	ELEM TEACHER AIDE	15,000.00	590.81	6,408.31	8,591.69	0.00	11,977.30	42.72%
10 E 107 1101 1150 00 000000	JEFFERSON MEDIA AIDE	20,100.00	1,197.82	11,506.58	8,593.42	0.00	18,243.73	57.25%
10 E 109 1101 1150 00 000000	LONGFELLOW MEDIA AIDE	19,500.00	1,030.25	9,327.25	10,172.75	0.00	15,616.67	47.83%
10 E 110 1101 1150 00 000000	WASHINGTON MEDIA AIDE	19,500.00	1,101.57	9,930.04	9,569.96	0.00	16,453.85	50.92%
10 E 000 1101 1200 00 000000	ELEM SUB TEACHER	15,000.00	0.00	0.00	15,000.00	0.00	120.00	0.00%
10 E 105 1101 1200 00 000000	ADAMS SUB TEACHER	40,500.00	3,720.00	15,745.72	24,754.28	0.00	39,350.00	38.88%
10 E 107 1101 1200 00 000000	JEFFERSON SUB TEACHER	35,000.00	4,200.00	12,786.07	22,213.93	0.00	28,365.00	36.53%
10 E 108 1101 1200 00 000000	LINCOLN SUB TEACHER	45,000.00	5,760.00	27,151.20	17,848.80	0.00	37,770.00	60.34%
10 E 109 1101 1200 00 000000	LONGFELLOW SUB TEACHER	20,000.00	4,680.00	21,812.73	-1,812.73	0.00	16,860.00	109.
10 E 110 1101 1200 00 000000	WASHINGTON SUB TEACHER	65,000.00	8,340.00	33,020.00	31,980.00	0.00	52,502.50	50.80%
10 E 105 1101 1250 00 000000	ADAMS MEDIA AIDE SUB	500.00	0.00	31.50	468.50	0.00	135.00	6.30%
10 E 107 1101 1250 00 000000	JEFFERSON MEDIA AIDE	3,000.00	301.00	2,600.50	399.50	0.00	2,901.28	86.68%
10 E 108 1101 1250 00 000000	LINCOLN MEDIA AIDE SUB	1,000.00	0.00	0.00	1,000.00	0.00	304.00	0.00%
10 E 109 1101 1250 00 000000	LONGFELLOW MEDIA AIDE	1,000.00	0.00	0.00	1,000.00	0.00	440.00	0.00%
10 E 110 1101 1250 00 000000	WASHINGTON MEDIA AIDE	500.00	0.00	0.00	500.00	0.00	201.00	0.00%

Expenses Monthly Short

Fiscal Year: 2024-2025
Month: January

MARION CUSD #2, IL

Account Number	Account Description	Original Budget	CY Monthly Activity	CYTD Activity	YTD Unexpended	YTD Encumbranc	Prior Fiscal Year	% of Budget
10 - EDUCATIONAL FUND								
10 E 105 1101 1300 00 000000	ADAMS SALARY EXTRA	6,000.00	270.00	3,468.89	2,531.11	0.00	5,002.50	57.81%
10 E 107 1101 1300 00 000000	JEFFERSON SALARY EXTRA	4,000.00	0.00	990.00	3,010.00	0.00	2,966.40	24.75%
10 E 108 1101 1300 00 000000	LINCOLN SALARY EXTRA	6,000.00	295.20	5,846.40	153.60	0.00	5,017.50	97.44%
10 E 109 1101 1300 00 000000	LONGFELLOW SALARY EXTRA	4,000.00	45.00	821.05	3,178.95	0.00	1,199.40	20.53%
10 E 110 1101 1300 00 000000	WASHINGTON SALARY EXTRA	10,000.00	111.30	7,302.30	2,697.70	0.00	7,149.02	73.02%
10 E 107 1101 2100 00 000000	JEFFERSON TRS-R	0.00	0.00	-23.83	23.83	0.00	0.00	
10 E 105 1101 2110 00 000000	ADAMS TRS	119,000.00	8,444.24	42,419.74	76,580.26	0.00	85,181.67	35.65%
10 E 105 1101 2110 00 000001	ROE SEL TRAUMA TRS	0.00	0.00	0.00	0.00	0.00	182.96	
10 E 107 1101 2110 00 000000	JEFFERSON TRS	114,400.00	8,450.98	42,328.97	72,071.03	0.00	95,452.24	37.00%
10 E 108 1101 2110 00 000000	LINCOLN TRS	196,000.00	16,743.87	84,044.85	111,955.15	0.00	190,399.90	42.88%
10 E 109 1101 2110 00 000000	LONGFELLOW TRS	100,500.00	7,794.48	39,029.83	61,470.17	0.00	87,631.07	38.84%
10 E 110 1101 2110 00 000000	WASHINGTON TRS	193,000.00	15,796.94	79,660.86	113,339.14	0.00	177,972.87	41.28%
10 E 110 1101 2110 00 000001	ROE SEL TRAUMAN TRS	0.00	0.00	0.00	0.00	0.00	284.35	
10 E 105 1101 2120 00 000000	ADAMS IMRF	975.00	57.14	491.46	483.54	0.00	921.97	50.41%
10 E 105 1101 2120 00 000001	ADAMS IMRF	900.00	27.84	265.38	634.62	0.00	864.42	29.49%
10 E 107 1101 2120 00 000000	JEFFERSON IMRF	1,100.00	80.15	673.64	426.36	0.00	859.65	61.24%
10 E 109 1101 2120 00 000000	LONGFELLOW IMRF	830.00	48.54	440.25	389.75	0.00	609.64	53.04%
10 E 110 1101 2120 00 000000	WASHINGTON IMRF	1,800.00	88.53	729.79	1,070.21	0.00	1,402.90	40.54%
10 E 000 1101 2170 00 000000	ELEM TRS .58%	25.00	0.00	0.00	25.00	0.00	3.10	0.00%
10 E 105 1101 2170 00 000000	ADAMS TRS .58%	7,700.00	563.24	2,830.38	4,869.62	0.00	5,745.75	36.76%
10 E 105 1101 2170 00 000001	ROE SEL TRAUMA TRS .58	0.00	0.00	4.50	-4.50	0.00	11.79	
10 E 107 1101 2170 00 000000	JEFFERSON TRS .58%	7,500.00	568.10	2,809.44	4,690.56	0.00	6,280.66	37.46%
10 E 108 1101 2170 00 000000	LINCOLN TRS .58%	13,000.00	1,111.87	5,585.50	7,414.50	0.00	12,544.81	42.97%
10 E 109 1101 2170 00 000000	LONGFELLOW TRS .58%	7,000.00	524.34	2,616.66	4,383.34	0.00	5,731.58	37.38%
10 E 110 1101 2170 00 000000	WASHINGTON TRS .58%	13,000.00	1,052.55	5,291.45	7,708.55	0.00	11,720.81	40.70%
10 E 110 1101 2170 00 000001	ROE SEL TRAUMNA TRS .58	0.00	0.00	0.00	0.00	0.00	18.36	
10 E 000 1101 2220 00 000000	EOY HEALTH INSURANCE	0.00	0.00	0.00	0.00	0.00	-799,257.83	
10 E 105 1101 2220 00 000000	ADAMS HEALTH INSURANCE	229,000.00	15,031.96	108,222.09	120,777.91	0.00	194,171.83	47.26%
10 E 105 1101 2220 00 000001	ADAMS HEALTH INS AIDE	0.00	0.00	0.00	0.00	0.00	103.24	
10 E 107 1101 2220 00 000000	JEFFERSON HEALTH	117,000.00	9,807.44	65,098.15	51,901.85	0.00	105,398.30	55.64%
10 E 108 1101 2220 00 000000	LINCOLN HEALTH	340,000.00	25,833.84	184,323.67	155,676.33	0.00	315,142.89	54.21%
10 E 109 1101 2220 00 000000	LONGFELLOW HEALTH	155,000.00	13,434.27	90,057.81	64,942.19	0.00	148,725.43	58.10%

Expenses Monthly Short

Fiscal Year: 2024-2025
Month: January

MARION CUSD #2, IL

Account Number	Account Description	Original Budget	CY Monthly Activity	CYTD Activity	YTD Unexpended	YTD Encumbranc	Prior Fiscal Year	% of Budget
10 - EDUCATIONAL FUND								
10 E 110 1101 2220 00 000000	WASHINGTON HEALTH	215,000.00	19,657.01	132,465.69	82,534.31	0.00	207,612.33	61.61%
10 E 110 1101 2220 00 000001	ROE SEL TRAUMA HEALTH	0.00	0.00	0.00	0.00	0.00	92.70	
10 E 000 1101 2250 00 000000	ELEM TRS HEALTH INS	0.00	0.00	0.00	0.00	0.00	3.58	
10 E 105 1101 2250 00 000000	ADAMS TRS HEALTH INS	21,000.00	1,494.12	7,506.73	13,493.27	0.00	15,149.91	35.75%
10 E 105 1101 2250 00 000001	ROE SEL TRAUMA TRS	0.00	0.00	5.20	-5.20	0.00	31.92	
10 E 107 1101 2250 00 000000	JEFFERSON TRS HEALTH	20,000.00	1,500.76	7,477.74	12,522.26	0.00	16,793.47	37.39%
10 E 108 1101 2250 00 000000	LINCOLN TRS HEALTH INS	35,000.00	2,957.14	14,848.44	20,151.56	0.00	33,517.71	42.42%
10 E 109 1101 2250 00 000000	LONGFELLOW TRS HEALTH	17,500.00	1,384.66	6,923.27	10,576.73	0.00	15,377.61	39.56%
10 E 110 1101 2250 00 000000	WASHINGTON TRS HEALTH	34,000.00	2,793.97	14,070.71	19,929.29	0.00	31,323.79	41.38%
10 E 110 1101 2250 00 000001	ROE SEL TRAUMA TRS	0.00	0.00	0.00	0.00	0.00	49.62	
10 E 000 1101 3190 00 000000	ELEM OTHER PURCHASED	18,000.00	4,681.37	6,188.43	11,811.57	0.00	6,004.12	34.38%
10 E 105 1101 3190 00 000000	ADAMS OTHER PURCHASED	2,000.00	0.00	735.05	1,264.95	0.00	225.00	36.75%
10 E 107 1101 3190 00 000000	JEFFERSON OTHER	500.00	0.00	0.00	500.00	0.00	0.00	0.00%
10 E 108 1101 3190 00 000000	LINCOLN OTHER PURCHASED	1,000.00	0.00	650.00	350.00	0.00	0.00	65.00%
10 E 109 1101 3190 00 000000	LONGFELLOW OTHER	200.00	770.00	970.00	-770.00	0.00	0.00	485.
10 E 110 1101 3190 00 000000	WASHINGTON OTHER	1,000.00	0.00	0.00	1,000.00	378.50	0.00	0.00%
10 E 110 1101 3190 00 000003	ROE SEL TRAUMA STIPEND	700.00	0.00	200.00	500.00	0.00	0.00	28.57%
10 E 105 1101 3230 00 000000	ADAMS EQUIP MAINT/USAGE	200.00	0.00	0.00	200.00	0.00	0.00	0.00%
10 E 107 1101 3230 00 000000	JEFFERSON EQUIP	200.00	0.00	0.00	200.00	0.00	0.00	0.00%
10 E 108 1101 3230 00 000000	LINCOLN EQUIP	200.00	0.00	0.00	200.00	0.00	0.00	0.00%
10 E 109 1101 3230 00 000000	LONGFELLOW EQUIP	200.00	0.00	0.00	200.00	0.00	0.00	0.00%
10 E 110 1101 3230 00 000000	WASHINGTON EQUIP	200.00	0.00	0.00	200.00	0.00	0.00	0.00%
10 E 105 1101 3320 00 000000	ADAMS TRAVEL	2,500.00	0.00	259.29	2,240.71	0.00	1,814.46	10.37%
10 E 107 1101 3320 00 000000	JEFFERSON TRAVEL	1,000.00	0.00	0.00	1,000.00	0.00	219.00	0.00%
10 E 108 1101 3320 00 000000	LINCOLN TRAVEL	2,000.00	113.33	2,134.20	-134.20	0.00	1,383.75	106.
10 E 109 1101 3320 00 000000	LONGFELLOW TRAVEL	1,200.00	0.00	1,949.00	-749.00	0.00	592.49	162.
10 E 110 1101 3320 00 000000	WASHINGTON TRAVEL	3,500.00	0.00	777.04	2,722.96	0.00	3,027.04	22.20%
10 E 105 1101 3400 00 000000	ADAMS POSTAGE	1,200.00	0.00	457.86	742.14	0.00	830.00	38.16%
10 E 107 1101 3400 00 000000	JEFFERSON POSTAGE	1,200.00	65.37	130.74	1,069.26	0.00	598.86	10.90%
10 E 108 1101 3400 00 000000	LINCOLN POSTAGE	1,200.00	500.00	1,021.65	178.35	0.00	1,000.00	85.14%
10 E 109 1101 3400 00 000000	LONGFELLOW POSTAGE	1,200.00	80.97	161.94	1,038.06	0.00	545.79	13.50%
10 E 110 1101 3400 00 000000	WASHINGTON POSTAGE	2,500.00	0.00	342.60	2,157.40	0.00	2,371.90	13.70%

Expenses Monthly Short

Fiscal Year: 2024-2025
Month: January

MARION CUSD #2, IL

Account Number	Account Description	Original Budget	CY Monthly Activity	CYTD Activity	YTD Unexpended	YTD Encumbranc	Prior Fiscal Year	% of Budget
10 - EDUCATIONAL FUND								
10 E 105 1101 3600 00 000000	ADAMS COPIER	4,500.00	302.21	2,989.77	1,510.23	0.00	3,869.20	66.44%
10 E 107 1101 3600 00 000000	JEFFERSON COPIER	7,000.00	473.45	4,683.86	2,316.14	0.00	6,061.73	66.91%
10 E 108 1101 3600 00 000000	LINCOLN COPIER	8,500.00	613.22	6,066.59	2,433.41	0.00	7,851.17	71.37%
10 E 109 1101 3600 00 000000	LONGFELLOW COPIER	4,000.00	278.28	2,753.01	1,246.99	0.00	3,562.83	68.83%
10 E 110 1101 3600 00 000000	WASHINGTON COPIER	9,000.00	599.37	5,929.57	3,070.43	0.00	7,673.82	65.88%
10 E 000 1101 4100 00 000000	ELEM SUPPLIES	29,000.00	0.00	20,476.29	8,523.71	0.00	2,367.65	70.61%
10 E 000 1101 4100 00 000001	DONATION SUPPLIES	30,000.00	499.00	17,436.26	12,563.74	0.00	7,033.80	58.12%
10 E 105 1101 4100 00 000000	ADAMS SUPPLIES	16,000.00	59.97	7,176.91	8,823.09	7,405.65	13,115.70	44.86%
10 E 105 1101 4100 00 000002	ROE SEL TRAUMA SUPPLIES	1,500.00	0.00	0.00	1,500.00	319.01	0.00	0.00%
10 E 107 1101 4100 00 000000	JEFFERSON SUPPLIES	10,000.00	0.00	9,066.58	933.42	2,153.42	5,929.25	90.67%
10 E 108 1101 4100 00 000000	LINCOLN SUPPLIES	22,000.00	-4,379.65	17,004.42	4,995.58	5,398.33	12,514.29	77.29%
10 E 109 1101 4100 00 000000	LONGFELLOW SUPPLIES	15,000.00	789.65	9,837.69	5,162.31	4,248.03	9,129.77	65.58%
10 E 109 1101 4100 00 000001	Strive Classroom	413.00	0.00	64.25	348.75	180.30	896.92	15.56%
10 E 110 1101 4100 00 000000	WASHINGTON SUPPLIES	27,000.00	924.32	16,576.35	10,423.65	3,767.38	23,883.81	61.39%
10 E 110 1101 4100 00 000002	ROE SEL TRAUMA SUPPLIES	1,500.00	0.00	283.88	1,216.12	0.00	0.00	18.93%
10 E 105 1101 4140 00 000000	ADAMS INSTRUMENTAL	7,500.00	49.99	2,424.14	5,075.86	546.77	440.16	32.32%
10 E 000 1101 4200 00 000000	ELEM TEXTBOOKS	20,000.00	0.00	14,420.04	5,579.96	0.00	0.00	72.10%
10 E 105 1101 4200 00 000000	ADAMS TEXTBOOKS	1,300.00	0.00	0.00	1,300.00	0.00	0.00	0.00%
10 E 105 1101 5400 00 000000	ADAMS CAPITAL OUTLAY	1,000.00	0.00	1,409.00	-409.00	0.00	0.00	140.
10 E 107 1101 5400 00 000000	JEFFERSON CAPITAL	1,000.00	0.00	0.00	1,000.00	0.00	0.00	0.00%
10 E 108 1101 5400 00 000000	LINCOLN CAPITAL OUTLAY	3,500.00	0.00	0.00	3,500.00	2,303.94	3,309.38	0.00%
10 E 109 1101 5400 00 000000	LONGFELLOW CAPITAL	3,000.00	0.00	0.00	3,000.00	0.00	2,802.60	0.00%
10 E 110 1101 5400 00 000000	WASHINGTON CAPITAL	1,000.00	0.00	0.00	1,000.00	0.00	0.00	0.00%
10 E 105 1101 6400 00 000000	ADAMS DUES FEES	300.00	0.00	200.00	100.00	0.00	260.00	66.67%
10 E 107 1101 6400 00 000000	JEFFERSON DUES FEES	100.00	0.00	0.00	100.00	0.00	0.00	0.00%
10 E 108 1101 6400 00 000000	LINCOLN DUES FEES	100.00	0.00	0.00	100.00	0.00	0.00	0.00%
10 E 109 1101 6400 00 000000	LONGFELLOW DUES FEES	100.00	0.00	200.00	-100.00	0.00	0.00	200.
10 E 110 1101 6400 00 000000	WASHINGTON DUES FEES	100.00	0.00	0.00	100.00	0.00	0.00	0.00%
10 E 107 1101 8000 00 000000	JEFFERSON POST	0.00	0.00	0.00	0.00	0.00	10,648.00	
10 E 108 1101 8000 00 000000	LINCOLN POST RETIRMENT	22,905.00	0.00	22,904.00	1.00	0.00	0.00	100.
10 E 110 1101 8000 00 000000	WASHINGTON POST	11,167.00	0.00	11,166.40	0.60	0.00	10,706.15	99.99%
10 E 204 1102 1120 00 000000	JH SALARY	3,150,000.00	258,279.72	1,760,073.60	1,389,926.40	0.00	3,082,367.52	55.88%

Expenses Monthly Short

Fiscal Year: 2024-2025
Month: January

MARION CUSD #2, IL

Account Number	Account Description	Original Budget	CY Monthly Activity	CYTD Activity	YTD Unexpended	YTD Encumbranc	Prior Fiscal Year	% of Budget
10 - EDUCATIONAL FUND								
10 E 204 1102 1130 00 000000	JH TEACHER INCREMENT	40,000.00	2,407.04	15,795.43	24,204.57	0.00	29,013.23	39.49%
10 E 204 1102 1130 00 000001	ROE Soc Emotional	0.00	0.00	0.00	0.00	0.00	2,063.29	
10 E 204 1102 1200 00 000000	JH SUB TEACHER SALARY	60,000.00	5,400.00	26,592.00	33,408.00	0.00	48,100.00	44.32%
10 E 204 1102 1300 00 000000	JH SALARY EXTRA	90,000.00	6,326.40	47,006.40	42,993.60	0.00	76,256.70	52.23%
10 E 204 1102 2100 00 000000	JH TRS-R	0.00	0.00	0.00	0.00	0.00	49.28	
10 E 204 1102 2100 00 000001	ROE Soc Emo TRS	0.00	0.00	0.00	0.00	0.00	10.99	
10 E 204 1102 2110 00 000000	JH TEACHER RETIREMENT	315,000.00	26,414.24	133,765.58	181,234.42	0.00	311,458.98	42.47%
10 E 204 1102 2110 00 000001	ROE Soc Emo TRS	0.00	0.00	0.00	0.00	0.00	182.97	
10 E 204 1102 2120 00 000000	JH IMRF	0.00	0.00	0.00	0.00	0.00	10.04	
10 E 204 1102 2170 00 000000	JH TRS .58%	21,500.00	1,732.71	8,773.05	12,726.95	0.00	20,443.10	40.80%
10 E 204 1102 2170 00 000001	ROE Soc Emo TRS .58%	0.00	0.00	0.00	0.00	0.00	12.40	
10 E 204 1102 2220 00 000000	JH HEALTH INSURANCE	500,000.00	39,212.60	270,120.03	229,879.97	0.00	525,432.76	54.02%
10 E 204 1102 2220 00 000001	ROE SEL TRAUMA HEALTH	0.00	0.00	0.00	0.00	0.00	14.68	
10 E 204 1102 2250 00 000000	JH TRS HEALTH INSURANCE	60,000.00	4,638.50	23,487.73	36,512.27	0.00	54,738.42	39.15%
10 E 204 1102 2250 00 000001	ROE Soc Emo TRS Health	0.00	0.00	0.00	0.00	0.00	32.58	
10 E 204 1102 3190 00 000000	JH PURCHASED SERVICES	7,000.00	7,081.08	7,906.08	-906.08	0.00	6,672.55	112.
10 E 204 1102 3230 00 000000	JH EQUIPMENT	1,500.00	0.00	0.00	1,500.00	0.00	0.00	0.00%
10 E 204 1102 3320 00 000000	JH TRAVEL	12,000.00	0.00	3,327.46	8,672.54	0.00	11,534.12	27.73%
10 E 204 1102 3400 00 000000	JH	5,000.00	0.00	2,157.86	2,842.14	0.00	2,478.80	43.16%
10 E 204 1102 3600 00 000000	JH COPYING	14,000.00	973.35	9,629.35	4,370.65	1,075.76	12,461.95	68.78%
10 E 204 1102 4100 00 000000	JH SUPPLIES	40,000.00	-6,737.08	36,719.52	3,280.48	16,866.82	20,819.77	91.80%
10 E 204 1102 4100 00 000002	TRAUMA-INFORMED	200.00	187.54	1,046.98	-846.98	0.00	2,987.96	523.
10 E 204 1102 4110 00 000000	JH RE-SALE ITEMS	4,000.00	0.00	0.00	4,000.00	0.00	0.00	0.00%
10 E 204 1102 4130 00 000000	JH VOCAL MUSIC	8,500.00	0.00	2,455.77	6,044.23	2,055.59	6,321.80	28.89%
10 E 204 1102 4140 00 000000	JH INSTRUMENTAL MUSIC	9,000.00	0.00	430.00	8,570.00	0.00	6,698.53	4.78%
10 E 204 1102 4200 00 000000	JH TEXTBOOKS	20,000.00	0.00	0.00	20,000.00	189.32	0.00	0.00%
10 E 204 1102 5400 00 000000	JH CAPITAL OUTLAY	3,000.00	0.00	699.99	2,300.01	0.00	4,900.00	23.33%
10 E 204 1102 5400 00 000001	JH CAPITAL OUTLAY 2500+	0.00	0.00	8,413.45	-8,413.45	0.00	0.00	
10 E 204 1102 5400 00 000002	SEL TRAUMA Grant	800.00	0.00	799.00	1.00	0.00	0.00	99.88%
10 E 204 1102 5440 00 000000	JH CAPITAL OUTLAY MUSIC	14,000.00	0.00	0.00	14,000.00	0.00	13,386.67	0.00%
10 E 204 1102 6400 00 000000	JH DUES/FEES	4,000.00	0.00	1,645.00	2,355.00	90.00	2,608.00	41.13%
10 E 204 1102 8000 00 000000	JH POST RETIREMENT	27,800.00	0.00	27,777.90	22.10	0.00	18,194.70	99.92%

Expenses Monthly Short

Fiscal Year: 2024-2025
Month: January

MARION CUSD #2, IL

Account Number	Account Description	Original Budget	CY Monthly Activity	CYTD Activity	YTD Unexpended	YTD Encumbranc	Prior Fiscal Year	% of Budget
10 - EDUCATIONAL FUND								
10 E 105 1103 1120 00 000000	HS EXT TEACHER SALARY	234,000.00	18,641.24	129,511.20	104,488.80	0.00	216,951.64	55.35%
10 E 303 1103 1120 00 000000	HS SALARY	4,600,000.00	370,341.82	2,540,471.96	2,059,528.04	0.00	4,315,591.19	55.23%
10 E 303 1103 1130 00 000000	HS SALARY INCREMENT	175,000.00	13,989.20	96,356.10	78,643.90	0.00	160,105.92	55.06%
10 E 303 1103 1130 00 000001	HS 3 CIRCLE AG GRANT	8,294.00	0.00	8,294.02	-0.02	0.00	7,993.26	100.
10 E 303 1103 1130 00 000002	LOCAL 3 CIRCLE AG GRANT	8,294.00	163.28	9,365.52	-1,071.52	0.00	10,403.80	112.
10 E 303 1103 1130 00 000003	ED CAREER GRANT STIPEND	0.00	0.00	0.00	0.00	0.00	1,000.00	
10 E 303 1103 1130 30 000004	Soc Emo Stipend	0.00	0.00	0.00	0.00	0.00	2,050.00	
10 E 105 1103 1200 00 000000	ADAMS SUB TEACHER	2,500.00	120.00	1,800.00	700.00	0.00	1,540.00	72.00%
10 E 303 1103 1200 00 000000	HS SUB TEACHER	110,000.00	8,564.52	62,281.88	47,718.12	0.00	93,828.91	56.62%
10 E 303 1103 1300 00 000000	HS SALARY EXTRA	80,000.00	3,200.40	40,259.96	39,740.04	0.00	64,144.90	50.32%
10 E 303 1103 1300 00 000004	ROE Soc Emotional	100.00	0.00	100.00	0.00	0.00	100.00	100.
10 E 303 1103 1300 00 000005	Computer Science	0.00	0.00	1,000.00	-1,000.00	0.00	0.00	
10 E 105 1103 2110 00 000000	HS TRS 9.4% Adams	23,500.00	1,849.44	9,247.20	14,252.80	0.00	21,472.19	39.35%
10 E 303 1103 2110 00 000000	HS TRS 9%	451,000.00	36,847.44	182,415.56	268,584.44	0.00	428,476.10	40.45%
10 E 303 1103 2110 00 000001	HS 3 CIRCLE AG GRANT	825.00	0.00	820.30	4.70	0.00	790.50	99.43%
10 E 303 1103 2110 00 000002	LOCAL 3 CIRCLE AG GRANT	825.00	16.14	593.42	231.58	0.00	1,083.08	71.93%
10 E 303 1103 2110 00 000003	ED Career Grant TRS	0.00	0.00	0.00	0.00	0.00	98.89	
10 E 303 1103 2110 00 000004	ROE SEL TRAUMA TRS 9	10.00	0.00	9.89	0.11	0.00	9.89	98.90%
10 E 303 1103 2110 00 000005	10 E 303 1103 2110 00	0.00	0.00	98.91	-98.91	0.00	0.00	
10 E 303 1103 2110 30 000004	ROE SEL TRAUMA TRS 9	0.00	0.00	0.00	0.00	0.00	202.74	
10 E 303 1103 2120 00 000000	HS IMRF	8,500.00	693.82	4,864.65	3,635.35	0.00	7,669.06	57.23%
10 E 105 1103 2170 00 000000	HS TRS .58% Adams	1,500.00	119.63	605.14	894.86	0.00	1,390.53	40.34%
10 E 303 1103 2170 00 000000	HS TRS .58%	29,500.00	2,408.20	12,035.28	17,464.72	0.00	28,204.44	40.80%
10 E 303 1103 2170 00 000001	HS 3 CIRCLE AG GRANT .	55.00	0.00	52.92	2.08	0.00	50.98	96.22%
10 E 303 1103 2170 00 000002	LOCAL 3 CIRCLE AG GR	55.00	1.04	38.27	16.73	0.00	69.93	69.58%
10 E 303 1103 2170 00 000003	Ed Career Grant TRS .	0.00	0.00	0.00	0.00	0.00	6.39	
10 E 303 1103 2170 00 000004	ROE SEL TRAUMA TRS .58	1.00	0.00	0.64	0.36	0.00	0.64	64.00%
10 E 303 1103 2170 00 000005	10 E 303 1103 2170 00	0.00	0.00	6.38	-6.38	0.00	0.00	
10 E 303 1103 2170 30 000004	ROE SEL TRAUMA TRS .58	0.00	0.00	0.00	0.00	0.00	13.07	
10 E 105 1103 2220 00 000000	HS EXT HEALTH INSURANCE	46,000.00	5,114.34	32,942.88	13,057.12	0.00	43,128.28	71.61%
10 E 303 1103 2220 00 000000	HS HEALTH INSURANCE	740,000.00	63,067.48	436,880.62	303,119.38	0.00	704,543.01	59.04%
10 E 303 1103 2220 00 000001	ROE SEL TRAUMA HEALTH	0.00	0.00	2,301.86	-2,301.86	0.00	184.10	

Expenses Monthly Short

Fiscal Year: 2024-2025
Month: January

MARION CUSD #2, IL

Account Number	Account Description	Original Budget	CY Monthly Activity	CYTD Activity	YTD Unexpended	YTD Encumbranc	Prior Fiscal Year	% of Budget
10 - EDUCATIONAL FUND								
10 E 303 1103 2220 00 000002	10 E 303 1103 2220 00	0.00	27.92	1,183.64	-1,183.64	0.00	0.00	
10 E 303 1103 2220 30 000004	ROE SEL TRAUMA HEALTH	0.00	0.00	0.00	0.00	0.00	316.45	
10 E 105 1103 2250 00 000000	HS TRS Health ADAMS	4,200.00	322.43	1,620.16	2,579.84	0.00	3,751.81	38.58%
10 E 303 1103 2250 00 000000	HS TRS HEALTH INSURANCE	79,000.00	6,461.49	32,144.23	46,855.77	0.00	75,218.51	40.69%
10 E 303 1103 2250 00 000001	HS 3 CIRCLE AG GRANT	145.00	0.00	143.09	1.91	0.00	137.94	98.68%
10 E 303 1103 2250 00 000002	LOCAL 3 CIRCLE TRS	145.00	2.82	103.51	41.49	0.00	188.98	71.39%
10 E 303 1103 2250 00 000003	Ed Career Grant TRS	0.00	0.00	0.00	0.00	0.00	17.25	
10 E 303 1103 2250 00 000004	SEL ROE TRAUMA TRS	2.00	0.00	1.73	0.27	0.00	1.73	86.50%
10 E 303 1103 2250 00 000005	10 E 303 1103 2250 00	0.00	0.00	17.24	-17.24	0.00	0.00	
10 E 303 1103 2250 30 000004	ROE SEL TRAUMA TRS	0.00	0.00	0.00	0.00	0.00	35.36	
10 E 303 1103 3190 00 000000	HS PURCHASED SERVICES	60,000.00	1,548.00	13,159.56	46,840.44	400.00	14,048.88	21.93%
10 E 303 1103 3190 00 000001	HS OTHER PURCHASED	5,000.00	0.00	0.00	5,000.00	0.00	0.00	0.00%
10 E 303 1103 3190 00 000002	HS TUITION	125,000.00	23,085.14	105,922.87	19,077.13	0.00	118,918.41	84.74%
10 E 303 1103 3190 00 000003	ROE SEL TRAUMA STIPEND	300.00	0.00	300.00	0.00	0.00	0.00	100.
10 E 303 1103 3190 00 000004	AG GRANT Purchased	1,640.00	0.00	0.00	1,640.00	0.00	59.88	0.00%
10 E 303 1103 3190 00 000005	ROE Student Advocate	65,300.00	33,506.76	66,146.17	-846.17	0.00	0.00	101.
10 E 303 1103 3220 00 000000	HS CLEANING SERVICES	6,000.00	0.00	0.00	6,000.00	0.00	4,535.75	0.00%
10 E 303 1103 3230 00 000000	HS EQUIP MAINT/USAGE	1,500.00	0.00	0.00	1,500.00	0.00	0.00	0.00%
10 E 303 1103 3320 00 000000	HS TRAVEL	30,000.00	739.00	10,650.85	19,349.15	3,871.00	26,452.74	35.50%
10 E 303 1103 3400 00 000000	HS	7,000.00	0.00	2,752.96	4,247.04	0.00	6,085.75	39.33%
10 E 303 1103 3600 00 000000	HS COPIERS	20,000.00	1,460.67	14,450.33	5,549.67	0.00	18,701.06	72.25%
10 E 303 1103 3630 00 000000	HS YEARBOOK	20,000.00	4,699.65	10,320.54	9,679.46	0.00	5,007.27	51.60%
10 E 000 1103 4100 00 000001	DIST. CLASS/OFF FURN	40,000.00	670.99	43,104.84	-3,104.84	1,208.89	52,390.22	107.
10 E 303 1103 4100 00 000000	HS SUPPLIES	125,000.00	2,072.96	101,993.56	23,006.44	13,887.44	69,283.02	81.59%
10 E 303 1103 4100 00 000002	ROE SEL SUPPLIES	0.00	0.00	0.00	0.00	1,000.00	0.00	
10 E 303 1103 4100 00 000003	MHS DR DONATION	0.00	0.00	0.00	0.00	0.00	79,728.95	
10 E 303 1103 4100 00 000004	HS AG GRANT SUPPLIES	3,505.00	307.55	2,066.22	1,438.78	1,284.32	3,078.45	58.95%
10 E 303 1103 4100 00 000005	HS SUPPLIESR	8,000.00	1,417.69	5,066.04	2,933.96	0.00	4,824.00	63.33%
10 E 303 1103 4100 00 000006	HS ED CAREER GRANT	0.00	0.00	0.00	0.00	0.00	581.57	
10 E 303 1103 4110 00 000000	HS RE-SALE ITEMS	4,000.00	0.00	0.00	4,000.00	0.00	3,322.00	0.00%
10 E 303 1103 4130 00 000000	HS VOCAL MUSIC	5,500.00	0.00	5,739.29	-239.29	3.38	7,258.43	104.
10 E 303 1103 4130 00 000001	MADIGRAL EXPENSE	11,300.00	6,015.88	7,872.11	3,427.89	1,585.15	11,581.85	69.66%

Expenses Monthly Short

Fiscal Year: 2024-2025
Month: January

MARION CUSD #2, IL

Account Number	Account Description	Original Budget	CY Monthly Activity	CYTD Activity	YTD Unexpended	YTD Encumbranc	Prior Fiscal Year	% of Budget
10 - EDUCATIONAL FUND								
10 E 303 1103 4130 00 000002	SPRING MUSICAL EXPENSE	24,000.00	0.00	12,347.01	11,652.99	3,660.00	17,271.99	51.45%
10 E 303 1103 4140 00 000000	HS INSTRUMENTAL MUSIC	18,000.00	0.00	8,606.29	9,393.71	368.73	7,463.60	47.81%
10 E 303 1103 4200 00 000000	HS TEXTBOOKS	50,000.00	0.00	10,378.24	39,621.76	0.00	16,668.71	20.76%
10 E 303 1103 5400 00 000000	HS CAPITAL OUTLAY	30,000.00	0.00	3,293.51	26,706.49	627.99	29,503.04	10.98%
10 E 303 1103 5400 00 000003	MHS DR DONATION CAPITAL	0.00	0.00	0.00	0.00	0.00	10,595.95	
10 E 303 1103 5400 00 000004	HS AG GRANT CAPITAL	0.00	0.00	0.00	0.00	0.00	629.99	
10 E 303 1103 5440 00 000000	HS MUSIC CAPITAL OUTLAY	21,000.00	0.00	0.00	21,000.00	13,847.00	0.00	0.00%
10 E 303 1103 6400 00 000000	HS DUES/FEES	7,000.00	0.00	329.99	6,670.01	737.00	1,568.59	4.71%
10 E 303 1103 8000 00 000000	HS POST RETIREMENT	18,430.00	0.00	18,430.00	0.00	0.00	0.00	100.
10 E 902 1250 1120 30 000000	TITLE I SALARY	112,544.00	0.00	0.00	112,544.00	0.00	120.00	0.00%
10 E 902 1250 1120 30 105000	ADAMS TITLE I SALARY	0.00	0.00	10,832.52	-10,832.52	0.00	53,111.40	
10 E 902 1250 1120 30 107000	JEFFERSON TITLE I	0.00	0.00	11,001.24	-11,001.24	0.00	54,692.59	
10 E 902 1250 1120 30 108000	LINCOLN TITLE I SALARY	0.00	0.00	39,246.28	-39,246.28	0.00	195,180.20	
10 E 902 1250 1120 30 109000	LONGFELLOW TITLE I	0.00	0.00	19,432.44	-19,432.44	0.00	96,111.00	
10 E 902 1250 1120 30 110000	WASHINGTON TITLE I	0.00	0.00	32,030.88	-32,030.88	0.00	159,840.64	
10 E 930 1250 1120 30 000000	TITLE I: SAL, TEACHER	735,818.00	0.00	0.00	735,818.00	0.00	26,673.90	0.00%
10 E 930 1250 1120 30 105000	ADAMS TITLE I SALARY	0.00	5,640.98	28,204.90	-28,204.90	0.00	15,483.10	
10 E 930 1250 1120 30 107000	JEFFERSON TITLE I	0.00	6,655.26	33,276.30	-33,276.30	0.00	17,202.30	
10 E 930 1250 1120 30 108000	LINCOLN TITLE I SALARY	0.00	18,738.60	95,595.04	-95,595.04	0.00	40,238.90	
10 E 930 1250 1120 30 109000	LONGFELLOW TITLE I	0.00	10,108.78	50,543.90	-50,543.90	0.00	23,748.94	
10 E 930 1250 1120 30 110000	WASHINGTON TITLE I	0.00	17,579.76	87,898.80	-87,898.80	0.00	42,886.82	
10 E 960 1250 1120 30 000000	Esser II Salary	0.00	0.00	2,112.60	-2,112.60	0.00	147,241.49	
10 E 965 1250 1130 30 000000	ESSER III CERT SALARY	220,723.00	0.00	158,911.89	61,811.11	0.00	537,826.13	72.00%
10 E 971 1250 1150 00 000000	Stronger Connection	98,191.00	4,885.62	33,830.30	64,360.70	0.00	0.00	34.45%
10 E 960 1250 1150 30 000000	ESSER 2 SALARIES	0.00	0.00	0.00	0.00	0.00	10,763.00	
10 E 965 1250 1150 30 000000	ESSER III SALARIES	6,370.00	0.00	6,370.00	0.00	0.00	18,973.75	100.
10 E 960 1250 1300 30 000000	ESSER 2 SALARIES	0.00	0.00	2,576.25	-2,576.25	0.00	870.00	
10 E 902 1250 2100 30 000000	TITLE I FEDERAL TRS	0.00	0.00	0.02	-0.02	0.00	0.00	
10 E 902 1250 2100 30 105000	AD TITLE I TRS	0.00	0.00	0.00	0.00	0.00	7,448.42	
10 E 902 1250 2100 30 107000	JE TITLE I TRS	0.00	0.00	0.00	0.00	0.00	7,652.23	
10 E 902 1250 2100 30 108000	LI TITILE I TRS	0.00	0.00	0.00	0.00	0.00	27,306.98	
10 E 902 1250 2100 30 109000	LO TITILE I TRS	0.00	0.00	0.00	0.00	0.00	13,458.78	

Expenses Monthly Short

Fiscal Year: 2024-2025
Month: January

MARION CUSD #2, IL

Account Number	Account Description	Original Budget	CY Monthly Activity	CYTD Activity	YTD Unexpended	YTD Encumbranc	Prior Fiscal Year	% of Budget
10 - EDUCATIONAL FUND								
10 E 902 1250 2100 30 110000	WA TITLE I TRS	0.00	0.00	0.00	0.00	0.00	22,350.09	
10 E 930 1250 2100 30 000000	TITLE I: TRS BRD 10.5	85,711.00	0.00	0.00	85,711.00	0.00	2,746.26	0.00%
10 E 930 1250 2100 30 105000	AD TITLE I TRS	0.00	640.96	3,204.80	-3,204.80	0.00	601.92	
10 E 930 1250 2100 30 107000	JE TITLE I TRS	0.00	756.22	3,781.10	-3,781.10	0.00	601.92	
10 E 930 1250 2100 30 108000	LI TITLE I TRS	0.00	2,129.22	10,862.20	-10,862.20	0.00	601.92	
10 E 930 1250 2100 30 109000	LO TITILE I TRS	0.00	1,148.60	5,743.00	-5,743.00	0.00	601.92	
10 E 930 1250 2100 30 110000	WA TITLE I TRS	0.00	1,997.50	9,987.50	-9,987.50	0.00	601.56	
10 E 960 1250 2100 30 000000	ESSER 2 FED TRS	0.00	0.00	300.10	-300.10	0.00	14,774.78	
10 E 965 1250 2100 30 000000	ESSER III FED TRS	14,180.00	0.00	14,180.00	0.00	0.00	50,361.36	100.
10 E 902 1250 2110 30 105000	AD TITLE I TRS	0.00	0.00	0.00	0.00	0.00	6,324.00	
10 E 902 1250 2110 30 107000	JE TITLE I TRS	0.00	0.00	0.00	0.00	0.00	6,497.17	
10 E 902 1250 2110 30 108000	LI TITLE I TRS	0.00	0.00	0.00	0.00	0.00	23,185.11	
10 E 902 1250 2110 30 109000	LO TITLE I TRS	0.00	0.00	0.00	0.00	0.00	11,427.20	
10 E 902 1250 2110 30 110000	WA TITLE I TRS	0.00	0.00	0.00	0.00	0.00	18,976.49	
10 E 930 1250 2110 30 000000	TITLE I: TRS BRD 9.	72,775.00	0.00	0.00	72,775.00	0.00	2,632.15	0.00%
10 E 930 1250 2110 30 105000	AD TITLE I TRS	0.00	557.92	2,789.59	-2,789.59	0.00	511.02	
10 E 930 1250 2110 30 107000	JE TITLE I TRS	0.00	658.24	3,291.20	-3,291.20	0.00	511.02	
10 E 930 1250 2110 30 108000	LI TITLE I TRS	0.00	1,853.28	9,454.51	-9,454.51	0.00	511.02	
10 E 930 1250 2110 30 109000	LO TITLE I TRS	0.00	999.78	4,998.90	-4,998.90	0.00	511.02	
10 E 930 1250 2110 30 110000	WA TITLE I TRS	0.00	1,738.60	8,693.00	-8,693.00	0.00	511.03	
10 E 960 1250 2110 30 000000	ESSER 2 TRS 9%	0.00	0.00	256.78	-256.78	0.00	12,582.47	
10 E 965 1250 2110 30 000000	ESSER III TRS	12,636.00	0.00	12,698.28	-62.28	0.00	49,907.79	100.
10 E 971 1250 2120 00 000000	Stronger Connection	5,000.00	230.21	1,581.28	3,418.72	0.00	0.00	31.63%
10 E 960 1250 2120 30 000000	ESSER 2 IMRF	0.00	0.00	98.60	-98.60	0.00	442.68	
10 E 965 1250 2120 30 000000	ESSER III IMRF	210.00	0.00	209.23	0.77	0.00	792.79	99.63%
10 E 902 1250 2170 30 000000	TITLE I .58% TRS	0.00	0.00	0.00	0.00	0.00	0.70	
10 E 902 1250 2170 30 105000	AD TITLE I .58% TRS	0.00	0.00	0.00	0.00	0.00	408.06	
10 E 902 1250 2170 30 107000	JE TITLE I .58% TRS	0.00	0.00	0.00	0.00	0.00	419.22	
10 E 902 1250 2170 30 108000	LI TITLE I .58% TRS	0.00	0.00	0.00	0.00	0.00	1,495.88	
10 E 902 1250 2170 30 109000	LO TITLE I .58% TRS	0.00	0.00	0.00	0.00	0.00	737.29	
10 E 902 1250 2170 30 110000	WA TITLE I .58% TRS	0.00	0.00	0.00	0.00	0.00	1,224.11	
10 E 930 1250 2170 30 000000	TITLE I: TRS .58%	4,690.00	0.00	0.00	4,690.00	0.00	170.13	0.00%

Expenses Monthly Short

Fiscal Year: 2024-2025
Month: January

MARION CUSD #2, IL

Account Number	Account Description	Original Budget	CY Monthly Activity	CYTD Activity	YTD Unexpended	YTD Encumbranc	Prior Fiscal Year	% of Budget
10 - EDUCATIONAL FUND								
10 E 930 1250 2170 30 105000	AD TITLE I .58% TRS	0.00	36.00	179.99	-179.99	0.00	32.94	
10 E 930 1250 2170 30 107000	JE TITLE I .58% TRS	0.00	42.46	212.30	-212.30	0.00	32.94	
10 E 930 1250 2170 30 108000	LI TITLE I .58% TRS	0.00	119.56	609.93	-609.93	0.00	32.94	
10 E 930 1250 2170 30 109000	LO TITLE I .58% TRS	0.00	64.48	322.41	-322.41	0.00	32.94	
10 E 930 1250 2170 30 110000	WA TITLE I .58% TRS	0.00	112.16	560.80	-560.80	0.00	33.12	
10 E 960 1250 2170 30 000000	ESSER 2 TRS .58%	0.00	0.00	16.56	-16.56	0.00	832.33	
10 E 965 1250 2170 30 000000	ESSER III TRS .58%	850.00	0.00	843.64	6.36	0.00	3,264.76	99.25%
10 E 902 1250 2220 30 000000	TITLE I HEALTH	20,300.00	0.00	0.00	20,300.00	0.00	0.00	0.00%
10 E 902 1250 2220 30 105000	AD TITLE I HEALTH INS	0.00	0.00	1,557.42	-1,557.42	0.00	8,964.66	
10 E 902 1250 2220 30 107000	JE TITLE I HEALTH INS	0.00	0.00	801.05	-801.05	0.00	5,385.46	
10 E 902 1250 2220 30 108000	LI TITLE I HEALTH INS	0.00	0.00	6,481.26	-6,481.26	0.00	35,686.70	
10 E 902 1250 2220 30 109000	LO TITLE I HEALTH INS	0.00	0.00	4,923.84	-4,923.84	0.00	25,386.26	
10 E 902 1250 2220 30 110000	WA TITLE I HEALTH INS	0.00	0.00	6,443.99	-6,443.99	0.00	32,912.24	
10 E 930 1250 2220 30 000000	TITLE I: HEALTH	94,857.00	0.00	0.00	94,857.00	0.00	0.00	0.00%
10 E 930 1250 2220 30 105000	AD TITLE I HEALTH INS	0.00	598.28	2,983.60	-2,983.60	0.00	1,779.92	
10 E 930 1250 2220 30 107000	JE TITLE I HEALTH INS	0.00	399.24	1,996.20	-1,996.20	0.00	1,075.86	
10 E 930 1250 2220 30 108000	LI TITLE I HEALTH INS	0.00	2,153.04	13,158.30	-13,158.30	0.00	8,877.08	
10 E 930 1250 2220 30 109000	LO TITLE I HEALTH INS	0.00	1,784.12	8,920.60	-8,920.60	0.00	4,986.04	
10 E 930 1250 2220 30 110000	WA TITLE I HEALTH INS	0.00	2,219.29	11,093.26	-11,093.26	0.00	6,450.06	
10 E 960 1250 2220 30 000000	ESSER 2 HEALTH	0.00	0.00	0.00	0.00	0.00	723.54	
10 E 965 1250 2220 30 000000	ESSER 3 HEALTH	2,405.00	0.00	2,404.90	0.10	0.00	39,639.00	100.
10 E 902 1250 2250 30 000000	TITLE I TRS HEALTH	0.00	0.00	0.00	0.00	0.00	0.80	
10 E 902 1250 2250 30 105000	AD TITLE I TRS HEALTH	0.00	0.00	0.00	0.00	0.00	1,103.24	
10 E 902 1250 2250 30 107000	JE TITLE I TRS HEALTH	0.00	0.00	0.00	0.00	0.00	1,133.58	
10 E 902 1250 2250 30 108000	LI TITLE I TRS HEALTH	0.00	0.00	0.00	0.00	0.00	4,044.67	
10 E 902 1250 2250 30 109000	LO TITLE I TRS HEALTH	0.00	0.00	0.00	0.00	0.00	1,993.42	
10 E 902 1250 2250 30 110000	WA TITLE I TRS HEALTH	0.00	0.00	0.00	0.00	0.00	3,310.31	
10 E 930 1250 2250 30 000000	TITLE I: HEALTH INS .5%	4,700.00	0.00	0.00	4,700.00	0.00	459.57	0.00%
10 E 930 1250 2250 30 105000	AD TITLE I TRS HEALTH	0.00	97.32	486.60	-486.60	0.00	89.10	
10 E 930 1250 2250 30 107000	JE TITLE I TRS HEALTH	0.00	114.84	574.20	-574.20	0.00	89.10	
10 E 930 1250 2250 30 108000	LI TITLE I TRS HEALTH	0.00	323.32	1,649.42	-1,649.42	0.00	89.10	
10 E 930 1250 2250 30 109000	LO TITLE I TRS HEALTH	0.00	174.40	871.99	-871.99	0.00	89.10	

Expenses Monthly Short

Fiscal Year: 2024-2025
Month: January

MARION CUSD #2, IL

Account Number	Account Description	Original Budget	CY Monthly Activity	CYTD Activity	YTD Unexpended	YTD Encumbranc	Prior Fiscal Year	% of Budget
10 - EDUCATIONAL FUND								
10 E 930 1250 2250 30 110000	WA TITLE I TRS HEALTH	0.00	303.30	1,516.50	-1,516.50	0.00	89.28	
10 E 960 1250 2250 30 000000	ESSER 2 TRS HEALTH	0.00	0.00	44.79	-44.79	0.00	2,218.90	
10 E 965 1250 2250 30 000000	ESSER III TRS THIS	2,233.00	0.00	2,243.48	-10.48	0.00	8,758.49	100.
10 E 954 1250 3190 00 000000	Digital Equity 4	0.00	0.00	0.00	0.00	0.00	13,820.00	
10 E 965 1250 3190 30 000000	ESSER III: PURCHASE	30,952.00	0.00	62,731.42	-31,779.42	0.00	141,990.50	202.
10 E 935 1250 4100 00 000004	JH TITLE I 1003A	0.00	0.00	0.00	0.00	0.00	18,615.42	
10 E 935 1250 4100 00 000005	AD TITLE I 1003A	0.00	0.00	0.00	0.00	0.00	8,766.62	
10 E 936 1250 4100 00 000005	Title SIP Adams	0.00	0.00	0.00	0.00	0.00	2,601.01	
10 E 953 1250 4100 00 000000	FY23 Digital Equity 3	0.00	0.00	1,417.00	-1,417.00	0.00	58,593.90	
10 E 954 1250 4100 00 000000	Digital Equity 4	0.00	0.00	0.00	0.00	0.00	121,180.00	
10 E 971 1250 4100 00 000000	Stronger Connections	31,354.00	0.00	2,415.07	28,938.93	16,999.67	0.00	7.70%
10 E 902 1250 4100 30 000000	TITLE I SUPPLIES	226,000.00	0.00	241,099.44	-15,099.44	0.00	5,709.00	106.
10 E 902 1250 4100 30 105000	ADAMS TITLE I SUPPLIES	0.00	0.00	0.00	0.00	0.00	1,523.08	
10 E 902 1250 4100 30 107000	JEFFERSON TITLE I	0.00	0.00	0.00	0.00	0.00	2,685.35	
10 E 902 1250 4100 30 108000	LINCOLN TITLE I	0.00	0.00	0.00	0.00	0.00	3,512.26	
10 E 902 1250 4100 30 109000	LONGFELLOW TITLE I	0.00	0.00	0.00	0.00	0.00	2,685.35	
10 E 902 1250 4100 30 110000	WASHINGTON TITLE I	0.00	0.00	0.00	0.00	0.00	2,758.66	
10 E 930 1250 4100 30 000000	TITLE I: INSTRUCTIONAL	51,826.00	7,241.88	36,162.29	15,663.71	11,475.00	23,156.32	69.78%
10 E 930 1250 4100 30 105000	AD TITLE I SUPPLIES	0.00	0.00	758.51	-758.51	0.00	5,785.02	
10 E 930 1250 4100 30 107000	JE TITLE I SUPPLIES	0.00	0.00	745.65	-745.65	0.00	4,730.69	
10 E 930 1250 4100 30 108000	LI TITLE I SUPPLIES	0.00	0.00	945.59	-945.59	0.00	18,118.03	
10 E 930 1250 4100 30 109000	LO TITLE I SUPPLIES	0.00	0.00	748.78	-748.78	0.00	4,939.98	
10 E 930 1250 4100 30 110000	WA TITLE I SUPPLIES	0.00	0.00	933.25	-933.25	0.00	17,291.95	
10 E 960 1250 4100 30 000000	ESSER II: Supplies	0.00	0.00	170.63	-170.63	0.00	44,040.86	
10 E 965 1250 4100 30 000000	ESSER III: SUPPLIES	565,706.00	0.00	446,841.29	118,864.71	15,141.79	119,522.71	78.99%
10 E 953 1250 5400 00 000000	Digital Equity 3	0.00	0.00	0.00	0.00	0.00	10,207.00	
10 E 954 1250 5400 00 000000	Digital Equity 4	0.00	0.00	0.00	0.00	0.00	93,000.00	
10 E 956 1250 5400 54 000000	Title IV Capital Outlay	12,006.00	0.00	11,926.69	79.31	0.00	0.00	99.34%
10 E 000 1251 4100 00 000000	McKinney Vento Supplies	0.00	-3,794.70	8,681.06	-8,681.06	7,217.20	1,864.03	
10 E 000 1400 1250 20 000000	VOC: SALARY, STUDENTS	60,000.00	3,635.75	33,858.25	26,141.75	0.00	54,695.31	56.43%
10 E 000 1400 3190 20 000000	VOC: PURCHASED SERV	10,000.00	1,314.32	7,676.45	2,323.55	0.00	8,706.59	76.76%
10 E 000 1400 4100 20 000000	VOC: SUPPLIES	500.00	0.00	0.00	500.00	0.00	0.00	0.00%

Expenses Monthly Short

Fiscal Year: 2024-2025
Month: January

MARION CUSD #2, IL

Account Number	Account Description	Original Budget	CY Monthly Activity	CYTD Activity	YTD Unexpended	YTD Encumbranc	Prior Fiscal Year	% of Budget
10 - EDUCATIONAL FUND								
10 E 000 1401 4100 21 000000	WCRVS: SUPPLIES - TO BE	0.00	0.00	0.00	0.00	0.00	1,900.00	
10 E 000 1446 4100 00 000004	Bldg Trades - Harvest	55,000.00	32,014.31	87,912.31	-32,912.31	0.00	107,168.81	159.
10 E 000 1500 1120 00 000000	ATHLETIC SALARY	15,000.00	766.16	5,332.00	9,668.00	0.00	8,066.16	35.55%
10 E 303 1500 1120 01 000000	HS FOOTBALL SALARY	40,000.00	3,709.50	24,599.90	15,400.10	0.00	30,515.16	61.50%
10 E 303 1500 1120 02 000000	HS BOYS CROSS COUNTRY	2,000.00	0.00	0.00	2,000.00	0.00	0.00	0.00%
10 E 303 1500 1120 03 000000	HS BOYS TENNIS SALARY	6,000.00	1,224.63	11,021.67	-5,021.67	0.00	5,603.50	183.
10 E 303 1500 1120 04 000000	HS BOYS SOCCER SALARY	8,500.00	0.00	8,449.92	50.08	0.00	8,277.44	99.41%
10 E 303 1500 1120 05 000000	HS BOYS TRACK SALARY	21,000.00	721.16	6,340.82	14,659.18	0.00	19,713.90	30.19%
10 E 303 1500 1120 06 000000	HS WRESTLING SALARY	9,000.00	2,112.48	6,337.43	2,662.57	0.00	6,540.32	70.42%
10 E 303 1500 1120 07 000000	HS BASEBALL SALARY	15,000.00	919.40	5,338.60	9,661.40	0.00	12,069.60	35.59%
10 E 303 1500 1120 08 000000	HS SOFTBALL SALARY	15,000.00	896.18	6,237.02	8,762.98	0.00	14,095.36	41.58%
10 E 303 1500 1120 09 000000	HS FISHING SALARY	4,500.00	381.00	1,905.00	2,595.00	0.00	4,311.78	42.33%
10 E 303 1500 1120 10 000000	HS BOWLING SALARY	5,000.00	445.32	3,099.04	1,900.96	0.00	4,714.30	61.98%
10 E 303 1500 1120 11 000000	HS VOLLEYBALL SALARY	15,000.00	0.00	15,497.76	-497.76	0.00	12,466.44	103.
10 E 303 1500 1120 12 000000	HS BOYS GOLF SALARY	6,000.00	0.00	0.00	6,000.00	0.00	5,761.88	0.00%
10 E 303 1500 1120 13 000000	HS CHEERLEADER SALARY	8,500.00	1,404.58	7,022.90	1,477.10	0.00	8,157.48	82.62%
10 E 303 1500 1120 14 000000	HS DANCE/POM SALARY	11,500.00	925.34	6,432.82	5,067.18	0.00	10,811.88	55.94%
10 E 303 1500 1120 15 000000	HS BOYS BASKETBALL	25,000.00	1,594.30	11,078.90	13,921.10	0.00	18,600.12	44.32%
10 E 204 1500 1120 20 000000	JH BOYS BASKETBALL	10,000.00	734.76	5,113.36	4,886.64	0.00	9,104.93	51.13%
10 E 204 1500 1120 21 000000	JH BASEBALL SALARY	6,500.00	311.72	2,558.32	3,941.68	0.00	6,000.68	39.36%
10 E 204 1500 1120 22 000000	JH SOFTBALL SALARY	8,000.00	294.08	4,741.06	3,258.94	0.00	7,247.08	59.26%
10 E 204 1500 1120 23 000000	JH VOLLEYBALL SALARY	6,700.00	0.00	0.00	6,700.00	0.00	6,098.13	0.00%
10 E 204 1500 1120 24 000000	JH CHEERLEADING SALARY	3,500.00	685.80	2,743.20	756.80	0.00	3,358.92	78.38%
10 E 204 1500 1120 25 000000	JH DANCE/POM SALARY	3,500.00	386.56	1,932.80	1,567.20	0.00	3,409.02	55.22%
10 E 204 1500 1120 26 000000	JH BOYS TRACK SALARY	8,000.00	228.68	1,811.56	6,188.44	0.00	7,716.87	22.64%
10 E 204 1500 1120 27 000000	JH CROSS COUNTRY SALARY	7,400.00	289.92	5,496.71	1,903.29	0.00	6,759.91	74.28%
10 E 303 1500 1120 31 000000	HS GIRLS BASKETBALL	20,000.00	4,745.44	14,236.32	5,763.68	0.00	18,594.16	71.18%
10 E 303 1500 1120 32 000000	HS GIRLS CROSS COUNTRY	5,200.00	424.88	2,957.48	2,242.52	0.00	4,978.72	56.87%
10 E 303 1500 1120 33 000000	HS GIRLS TRACK SALARY	15,500.00	545.04	3,784.88	11,715.12	0.00	15,170.45	24.42%
10 E 303 1500 1120 34 000000	HS GIRLS BASKETBALL	5,000.00	408.20	2,840.76	2,159.24	0.00	4,795.48	56.82%
10 E 303 1500 1120 35 000000	HS GIRLS TENNIS SALARY	5,000.00	0.00	816.40	4,183.60	0.00	4,895.32	16.33%
10 E 303 1500 1120 36 000000	HS GIRLS SOCCER SALARY	12,000.00	0.00	3,429.25	8,570.75	0.00	9,956.92	28.58%

Expenses Monthly Short

Fiscal Year: 2024-2025
Month: January

MARION CUSD #2, IL

Account Number	Account Description	Original Budget	CY Monthly Activity	CYTD Activity	YTD Unexpended	YTD Encumbranc	Prior Fiscal Year	% of Budget
10 - EDUCATIONAL FUND								
10 E 204 1500 1120 40 000000	JH GIRLS BASKETBALL	9,000.00	1,551.18	5,946.46	3,053.54	0.00	8,628.16	66.07%
10 E 204 1500 1120 41 000000	JH GIRLS TRACK SALARY	7,200.00	0.00	219.92	6,980.08	0.00	7,075.25	3.05%
10 E 000 1500 1150 00 000000	ATHLETIC SEC	32,000.00	2,608.54	18,277.10	13,722.90	0.00	29,040.92	57.12%
10 E 000 1500 1150 00 000001	Athletic Workers Salary	40,000.00	7,580.00	20,490.00	19,510.00	0.00	32,315.00	51.23%
10 E 000 1500 2100 00 000001	ATHL TRS FED	0.00	0.00	0.00	0.00	0.00	576.63	
10 E 000 1500 2110 00 000000	ATHL: TRS 9%	1,800.00	75.78	378.90	1,421.10	0.00	890.68	21.05%
10 E 000 1500 2110 00 000001	ATHL: TRS 9%	1,600.00	183.00	517.34	1,082.66	0.00	1,196.20	32.33%
10 E 303 1500 2110 01 000000	FOOTBALL TRS 9%	2,500.00	160.98	804.90	1,695.10	0.00	2,296.81	32.20%
10 E 303 1500 2110 02 000000	HS BOYS CROSS COUNTRY	500.00	0.00	0.00	500.00	0.00	0.00	0.00%
10 E 303 1500 2110 03 000000	HS BOYS TENNIS TRS 9%	500.00	0.00	0.00	500.00	0.00	0.00	0.00%
10 E 303 1500 2110 05 000000	HS BOYS TRACK TRS 9%	1,000.00	71.32	142.64	857.36	0.00	0.00	14.26%
10 E 303 1500 2110 06 000000	HS Wrestling TRS 9%	200.00	0.00	0.00	200.00	0.00	0.00	0.00%
10 E 303 1500 2110 07 000000	HS BASEBALL TRS 9%	500.00	91.46	430.29	69.71	0.00	403.46	86.06%
10 E 303 1500 2110 08 000000	HS SOFTBALL TRS 9%	1,100.00	88.64	443.20	656.80	0.00	1,041.96	40.29%
10 E 303 1500 2110 09 000000	HS FISHING TRS 9%	325.00	0.00	0.00	325.00	0.00	94.88	0.00%
10 E 303 1500 2110 10 000000	HS Bowling TRS 9%	500.00	44.04	220.20	279.80	0.00	474.57	44.04%
10 E 303 1500 2110 11 000000	HS VOLLEYBALL TRS 9%	500.00	0.00	0.00	500.00	0.00	403.43	0.00%
10 E 303 1500 2110 12 000000	HS BOYS GOLF TRS 9%	550.00	0.00	0.00	550.00	0.00	489.37	0.00%
10 E 303 1500 2110 13 000000	CHEERLEADER TRS 9%	300.00	0.00	0.00	300.00	0.00	0.00	0.00%
10 E 303 1500 2110 14 000000	HS DANCE/POM PON TRS 9%	1,150.00	91.52	457.60	692.40	0.00	1,071.69	39.79%
10 E 303 1500 2110 15 000000	HS BOYS BASKETBALL TRS	2,500.00	157.66	788.30	1,711.70	0.00	1,844.01	31.53%
10 E 204 1500 2110 20 000000	JH BOYS BASKETBALL TRS	1,000.00	72.68	363.40	636.60	0.00	854.18	36.34%
10 E 204 1500 2110 21 000000	JH BOYS BASEBALL TRS 9%	700.00	30.82	154.10	545.90	0.00	593.27	22.01%
10 E 204 1500 2110 22 000000	JH SOFTBALL TRS 9%	400.00	29.08	145.40	254.60	0.00	342.15	36.35%
10 E 204 1500 2110 23 000000	JH VOLLEYBALL TRS 9%	400.00	0.00	0.00	400.00	0.00	0.00	0.00%
10 E 204 1500 2110 24 000000	JH CHEERLEADING TRS 9%	300.00	0.00	0.00	300.00	0.00	0.00	0.00%
10 E 204 1500 2110 25 000000	JH DANCE/POM TRS 9%	400.00	0.00	0.00	400.00	0.00	0.00	0.00%
10 E 204 1500 2110 26 000000	JH BOYS TRACK TRS 9%	750.00	22.62	113.10	636.90	0.00	396.48	15.08%
10 E 204 1500 2110 27 000000	JH BOYS CROSS COUNTRY	750.00	28.68	143.40	606.60	0.00	337.19	19.12%
10 E 303 1500 2110 31 000000	HS GIRLS BASKETBALL TRS	500.00	160.48	481.44	18.56	0.00	403.36	96.29%
10 E 303 1500 2110 32 000000	HS GIRLS CROSS COUNTRY	600.00	42.02	210.10	389.90	0.00	494.39	35.02%
10 E 303 1500 2110 33 000000	HS GIRLS TRACK TRS 9%	900.00	53.90	269.50	630.50	0.00	628.81	29.94%

Expenses Monthly Short

Fiscal Year: 2024-2025
Month: January

MARION CUSD #2, IL

Account Number	Account Description	Original Budget	CY Monthly Activity	CYTD Activity	YTD Unexpended	YTD Encumbranc	Prior Fiscal Year	% of Budget
10 - EDUCATIONAL FUND								
10 E 303 1500 2110 34 000000	HS GIRLS GOLF TRS 9%	550.00	40.38	201.90	348.10	0.00	474.62	36.71%
10 E 303 1500 2110 35 000000	HS GIRLS TENNIS TRS 9%	500.00	0.00	0.00	500.00	0.00	484.51	0.00%
10 E 303 1500 2110 36 000000	HS GIRLS SOCCER TRS 9%	50.00	0.00	0.00	50.00	0.00	0.00	0.00%
10 E 204 1500 2110 40 000000	JH GIRLS BASKETBALL TRS	500.00	32.62	163.11	336.89	0.00	379.68	32.62%
10 E 204 1500 2110 41 000000	JH GIRLS TRACK TRS 9%	500.00	0.00	0.00	500.00	0.00	293.75	0.00%
10 E 000 1500 2120 00 000000	ATHL: IMRF	1,500.00	122.91	861.19	638.81	0.00	1,256.32	57.41%
10 E 000 1500 2120 00 000001	ATHL: IMRF	600.00	90.93	253.45	346.55	0.00	542.88	42.24%
10 E 303 1500 2120 01 000000	FOOTBALL IMRF	250.00	0.00	0.00	250.00	0.00	0.00	0.00%
10 E 303 1500 2120 05 000000	HS Boys Track IMRF	1,500.00	0.00	230.80	1,269.20	0.00	-1,319.28	15.39%
10 E 303 1500 2120 06 000000	HS WRESTLING IMRF	100.00	0.00	0.00	100.00	0.00	0.00	0.00%
10 E 303 1500 2120 07 000000	HS Baseball IMRF	200.00	0.00	0.00	200.00	0.00	0.00	0.00%
10 E 303 1500 2120 15 000000	HS BOYS BASKETBALL IMRF	100.00	0.00	0.00	100.00	0.00	0.00	0.00%
10 E 303 1500 2120 31 000000	HS GIRLS BASKETBALL	200.00	49.04	147.12	52.88	0.00	192.16	73.56%
10 E 303 1500 2120 32 000000	HS Girls CC IMRF	100.00	0.00	0.00	100.00	0.00	0.00	0.00%
10 E 303 1500 2120 33 000000	HS GIRLS TRACK IMRF	500.00	0.00	0.00	500.00	0.00	496.49	0.00%
10 E 303 1500 2120 36 000000	HS Girls Soccer IMRF	500.00	0.00	161.60	338.40	0.00	473.79	32.32%
10 E 000 1500 2170 00 000000	ATHL: TRS .58%	100.00	4.88	24.40	75.60	0.00	57.58	24.40%
10 E 000 1500 2170 00 000001	ATHL: TRS .58%	150.00	11.83	33.76	116.24	0.00	77.25	22.51%
10 E 303 1500 2170 01 000000	HS FOOTBALL TRS .58%	200.00	10.40	51.99	148.01	0.00	147.98	26.00%
10 E 303 1500 2170 02 000000	HS BOYS CROSS COUNTRY	50.00	0.00	0.00	50.00	0.00	0.00	0.00%
10 E 303 1500 2170 03 000000	HS BOYS TENNIS TRS .58%	50.00	0.00	0.00	50.00	0.00	0.00	0.00%
10 E 303 1500 2170 05 000000	HS BOYS TRACK TRS .58%	100.00	4.60	9.20	90.80	0.00	0.00	9.20%
10 E 303 1500 2170 06 000000	HS WRESTLING TRS .58%	50.00	0.00	0.00	50.00	0.00	0.00	0.00%
10 E 303 1500 2170 07 000000	HS BASEBALL TRS .58%	100.00	5.88	27.67	72.33	0.00	25.97	27.67%
10 E 303 1500 2170 08 000000	HS SOFTBALL TRS .58%	100.00	5.72	28.60	71.40	0.00	67.33	28.60%
10 E 303 1500 2170 09 000000	HS FISHING TRS .58%	50.00	0.00	0.00	50.00	0.00	6.16	0.00%
10 E 303 1500 2170 10 000000	HS Bowling TRS .58%	50.00	2.84	14.20	35.80	0.00	30.59	28.40%
10 E 303 1500 2170 11 000000	HS VOLLEYBALL TRS .58%	50.00	0.00	0.00	50.00	0.00	25.95	0.00%
10 E 303 1500 2170 12 000000	HS BOYS GOLF TRS .58%	50.00	0.00	0.00	50.00	0.00	31.52	0.00%
10 E 303 1500 2170 13 000000	CHEERLEADING TRS .58%	50.00	0.00	0.00	50.00	0.00	0.00	0.00%
10 E 303 1500 2170 14 000000	HS DANCE/POM TRS .58%	75.00	5.90	29.50	45.50	0.00	69.13	39.33%
10 E 303 1500 2170 15 000000	HS BOYS BASKETBALL TRS	150.00	10.18	50.90	99.10	0.00	118.76	33.93%

Expenses Monthly Short

Fiscal Year: 2024-2025
Month: January

MARION CUSD #2, IL

Account Number	Account Description	Original Budget	CY Monthly Activity	CYTD Activity	YTD Unexpended	YTD Encumbranc	Prior Fiscal Year	% of Budget
10 - EDUCATIONAL FUND								
10 E 204 1500 2170 20 000000	JH BOYS BASKETBALL TRS	100.00	4.68	23.41	76.59	0.00	55.17	23.41%
10 E 204 1500 2170 21 000000	JH BASEBALL TRS .58%	50.00	1.98	9.90	40.10	0.00	38.21	19.80%
10 E 204 1500 2170 22 000000	JH SOFTBALL TRS .58%	50.00	1.88	9.40	40.60	0.00	22.08	18.80%
10 E 204 1500 2170 23 000000	JH VOLLEYBALL TRS .58%	50.00	0.00	0.00	50.00	0.00	0.00	0.00%
10 E 204 1500 2170 24 000000	JH CHEERLEADING TRS .	50.00	0.00	1.99	48.01	0.00	0.00	3.98%
10 E 204 1500 2170 25 000000	JH DANCE/POM PON TRS .	50.00	0.00	0.00	50.00	0.00	0.00	0.00%
10 E 204 1500 2170 26 000000	JH BOYS TRACK TRS .58%	50.00	1.46	7.30	42.70	0.00	25.47	14.60%
10 E 204 1500 2170 27 000000	JH BOYS CROSS COUNTRY	50.00	1.84	9.20	40.80	0.00	21.82	18.40%
10 E 303 1500 2170 31 000000	HS GIRLS BASKETBALL TRS	50.00	10.36	31.08	18.92	0.00	26.00	62.16%
10 E 303 1500 2170 32 000000	HS GIRLS CROSS COUNTRY	50.00	2.72	13.60	36.40	0.00	31.91	27.20%
10 E 303 1500 2170 33 000000	HS GIRLS TRACK TRS .58%	50.00	3.48	17.40	32.60	0.00	40.54	34.80%
10 E 303 1500 2170 34 000000	HS GIRLS GOLF TRS .58%	50.00	2.60	13.00	37.00	0.00	30.68	26.00%
10 E 303 1500 2170 35 000000	HS GIRLS TENNIS TRS .	50.00	0.00	0.00	50.00	0.00	31.21	0.00%
10 E 303 1500 2170 36 000000	HS GIRLS SOCCER TRS .	50.00	0.00	0.00	50.00	0.00	0.00	0.00%
10 E 204 1500 2170 40 000000	JH GIRLS BASKETBALL TRS	50.00	2.09	10.45	39.55	0.00	24.48	20.90%
10 E 204 1500 2170 41 000000	JH GIRLS TRACK TRS .58%	50.00	0.00	0.00	50.00	0.00	18.90	0.00%
10 E 000 1500 2220 00 000001	HS Health Insurance	0.00	170.93	494.38	-494.38	0.00	0.00	
10 E 303 1500 2220 07 000000	HS BASEBALL HEALTH INS	0.00	0.00	0.00	0.00	0.00	554.76	
10 E 303 1500 2220 10 000000	HS BOWLINGL HEALTH INS	0.00	0.00	0.00	0.00	0.00	772.20	
10 E 303 1500 2220 15 000000	10 E 303 1500 2220 15	0.00	143.96	499.15	-499.15	0.00	0.00	
10 E 303 1500 2220 33 000000	HS Girls Track Health	0.00	0.00	0.00	0.00	0.00	108.34	
10 E 000 1500 2250 00 000000	ATHL: HEALTH INS .5%	200.00	13.22	66.10	133.90	0.00	155.37	33.05%
10 E 000 1500 2250 00 000001	ATHL: HEAL.INS. .5%	250.00	31.92	90.66	159.34	0.00	208.68	36.26%
10 E 303 1500 2250 01 000000	HS FOOTBALL TRS HEALTH	425.00	28.08	140.40	284.60	0.00	400.61	33.04%
10 E 303 1500 2250 02 000000	HS BOYS CROSS COUNTRY	50.00	0.00	0.00	50.00	0.00	0.00	0.00%
10 E 303 1500 2250 03 000000	HS BOYS TENNIS TRS	50.00	0.00	0.00	50.00	0.00	0.00	0.00%
10 E 303 1500 2250 05 000000	HS BOYS TRACK TRS	50.00	12.44	24.88	25.12	0.00	0.00	49.76%
10 E 303 1500 2250 06 000000	HS Wrestling TRS Health	50.00	0.00	0.00	50.00	0.00	0.00	0.00%
10 E 303 1500 2250 07 000000	HS BASEBALL TRS HEALTH	100.00	15.88	74.73	25.27	0.00	70.39	74.73%
10 E 303 1500 2250 08 000000	HS SOFTBALL TRS HEALTH	200.00	15.46	77.30	122.70	0.00	181.70	38.65%
10 E 303 1500 2250 09 000000	HS FISHING TRS HEALTH	50.00	0.00	0.00	50.00	0.00	16.56	0.00%
10 E 303 1500 2250 10 000000	HS Bowling TRS Health	100.00	7.68	38.40	61.60	0.00	82.74	38.40%

Expenses Monthly Short

Fiscal Year: 2024-2025
Month: January

MARION CUSD #2, IL

Account Number	Account Description	Original Budget	CY Monthly Activity	CYTD Activity	YTD Unexpended	YTD Encumbranc	Prior Fiscal Year	% of Budget
10 - EDUCATIONAL FUND								
10 E 303 1500 2250 11 000000	HS VOLLEYBALL TRS	100.00	0.00	0.00	100.00	0.00	70.33	0.00%
10 E 303 1500 2250 12 000000	HS BOYS GOLF TRS HEALTH	100.00	0.00	0.00	100.00	0.00	85.42	0.00%
10 E 303 1500 2250 13 000000	CHEERLEADING TRS HEALTH	50.00	0.00	0.00	50.00	0.00	0.00	0.00%
10 E 303 1500 2250 14 000000	HS DANCE/POM TRS HEALTH	200.00	15.98	79.89	120.11	0.00	186.96	39.95%
10 E 303 1500 2250 15 000000	HS BOYS BASKETBALL TRS	425.00	27.50	137.50	287.50	0.00	321.61	32.35%
10 E 204 1500 2250 20 000000	JH BOYS BASKETBALL TRS	175.00	12.68	63.40	111.60	0.00	149.04	36.23%
10 E 204 1500 2250 21 000000	JH BASEBALL TRS HEALTH	150.00	5.37	26.82	123.18	0.00	103.49	17.88%
10 E 204 1500 2250 22 000000	JH SOFTBALL TRS HEALTH	100.00	5.08	25.40	74.60	0.00	59.74	25.40%
10 E 204 1500 2250 23 000000	JH VOLLEYBALL TRS	50.00	0.00	0.00	50.00	0.00	0.00	0.00%
10 E 204 1500 2250 24 000000	JH CHEERLEADING TRS	50.00	0.00	2.30	47.70	0.00	0.00	4.60%
10 E 204 1500 2250 25 000000	JH DANCE/POM PON TRS	50.00	0.00	0.00	50.00	0.00	0.00	0.00%
10 E 204 1500 2250 26 000000	JH BOYS TRACK TRS	100.00	3.94	19.71	80.29	0.00	69.14	19.71%
10 E 204 1500 2250 27 000000	JH BOYS CROSS COUNTRY	100.00	5.00	25.00	75.00	0.00	58.80	25.00%
10 E 303 1500 2250 31 000000	HS GIRLS BASKETBALL TRS	100.00	28.00	84.00	16.00	0.00	70.39	84.00%
10 E 303 1500 2250 32 000000	HS GIRLS CC TRS HEALTH	100.00	7.34	36.69	63.31	0.00	86.19	36.69%
10 E 303 1500 2250 33 000000	HS GIRLS TRACK TRS	150.00	9.40	47.00	103.00	0.00	109.67	31.33%
10 E 303 1500 2250 34 000000	HS GIRLS GOLF TRS	100.00	7.04	35.21	64.79	0.00	82.80	35.21%
10 E 303 1500 2250 35 000000	HS GIRLS TENNIS TRS	100.00	0.00	0.00	100.00	0.00	84.49	0.00%
10 E 204 1500 2250 40 000000	JH GIRLS BASKETBALL TRS	100.00	5.64	28.20	71.80	0.00	66.24	28.20%
10 E 204 1500 2250 41 000000	JH GIRLS TRACK TRS	100.00	0.00	0.00	100.00	0.00	51.18	0.00%
10 E 303 1500 3120 00 000000	IHSA - CONTRACTUAL	15,000.00	0.00	0.00	15,000.00	0.00	11,591.70	0.00%
10 E 000 1500 3190 00 000000	ATHLETIC PURCHASED	45,000.00	0.00	16,337.55	28,662.45	4,609.00	25,654.10	36.31%
10 E 303 1500 3190 01 000000	HS FOOTBALL OFFICIALS	4,600.00	0.00	4,800.00	-200.00	0.00	4,365.00	104.
10 E 303 1500 3190 02 000000	HS BOYS CROSS COUNTRY	100.00	0.00	120.00	-20.00	0.00	0.00	120.
10 E 000 1500 3190 04 000000	HS BOYS SOCCER	3,100.00	0.00	2,190.00	910.00	0.00	2,755.00	70.65%
10 E 000 1500 3190 05 000000	HS BOYS TRACK OFFICIALS	1,500.00	0.00	0.00	1,500.00	0.00	120.00	0.00%
10 E 000 1500 3190 06 000000	WRESTLING OFFICIALS	2,800.00	0.00	450.00	2,350.00	0.00	2,410.00	16.07%
10 E 000 1500 3190 07 000000	BASEBALL OFFICIALS	4,100.00	0.00	1,350.00	2,750.00	0.00	3,855.00	32.93%
10 E 000 1500 3190 08 000000	SOFTBALL OFFICIALS	3,500.00	0.00	0.00	3,500.00	0.00	2,865.00	0.00%
10 E 000 1500 3190 11 000000	VOLLEYBALL OFFICIALS	2,000.00	0.00	2,585.00	-585.00	0.00	1,630.00	129.
10 E 000 1500 3190 15 000000	HS BOYS BASKEBALL	8,000.00	0.00	660.00	7,340.00	0.00	7,450.00	8.25%
10 E 000 1500 3190 20 000000	JH BOYS BASKETBALL	2,600.00	0.00	639.99	1,960.01	320.00	1,760.00	24.62%

Expenses Monthly Short

Fiscal Year: 2024-2025
Month: January

MARION CUSD #2, IL

Account Number	Account Description	Original Budget	CY Monthly Activity	CYTD Activity	YTD Unexpended	YTD Encumbranc	Prior Fiscal Year	% of Budget
10 - EDUCATIONAL FUND								
10 E 000 1500 3190 21 000000	JH BASEBALL OFFICIALS	1,700.00	0.00	600.00	1,100.00	0.00	1,330.00	35.29%
10 E 000 1500 3190 22 000000	JH SOFTBALL OFFICIALS	2,000.00	0.00	1,200.00	800.00	0.00	1,180.00	60.00%
10 E 000 1500 3190 23 000000	JH VOLLEYBALL OFFICIALS	1,500.00	0.00	0.00	1,500.00	0.00	910.00	0.00%
10 E 000 1500 3190 26 000000	JH BOYS TRACK OFFICIALS	1,200.00	0.00	-100.00	1,300.00	0.00	810.00	-8.33%
10 E 000 1500 3190 27 000000	JH BOYS CROSS COUNTRY	50.00	0.00	325.00	-275.00	0.00	0.00	650.
10 E 000 1500 3190 31 000000	HS GIRLS BASKETBALL	5,000.00	0.00	840.00	4,160.00	0.00	4,275.00	16.80%
10 E 000 1500 3190 32 000000	HS GIRLS CROSS COUNTRY	50.00	0.00	0.00	50.00	0.00	0.00	0.00%
10 E 000 1500 3190 33 000000	HS GIRLS TRACK	50.00	0.00	0.00	50.00	0.00	0.00	0.00%
10 E 000 1500 3190 36 000000	HS GIRLS SOCCER	3,000.00	0.00	0.00	3,000.00	0.00	1,990.00	0.00%
10 E 000 1500 3190 40 000000	JH GIRLS BASKETBALL	1,600.00	0.00	960.00	640.00	400.00	1,280.00	60.00%
10 E 000 1500 3190 41 000000	JH GIRLS TRACK	50.00	0.00	0.00	50.00	0.00	0.00	0.00%
10 E 000 1500 3230 00 000000	ATHL: REPAIR OF EQUIP	5,000.00	0.00	1,302.50	3,697.50	0.00	275.00	26.05%
10 E 000 1500 3230 01 000000	FOOTBALL REPAIR OF	5,000.00	0.00	0.00	5,000.00	0.00	0.00	0.00%
10 E 000 1500 3320 00 000000	ATHL: TRAVEL	2,000.00	0.00	13.20	1,986.80	0.00	1,060.58	0.66%
10 E 000 1500 3320 01 000000	FOOTBALL TRAVEL	1,000.00	0.00	2,883.20	-1,883.20	0.00	0.00	288.
10 E 000 1500 3320 02 000000	HS BOYS CROSS COUNTRY	3,500.00	0.00	3,361.24	138.76	0.00	3,075.13	96.04%
10 E 000 1500 3320 03 000000	HS BOYS TENNIS TRAVEL	5,000.00	0.00	-240.50	5,240.50	0.00	4,077.91	-4.81%
10 E 000 1500 3320 04 000000	HS BOYS SOCCER TRAVEL	4,000.00	0.00	0.00	4,000.00	0.00	3,220.50	0.00%
10 E 000 1500 3320 05 000000	HS BOYS TRACK TRAVEL	4,000.00	0.00	0.00	4,000.00	0.00	2,145.60	0.00%
10 E 000 1500 3320 06 000000	WRESTLING TRAVEL	6,000.00	1,045.20	1,008.19	4,991.81	1,198.80	5,596.29	16.80%
10 E 303 1500 3320 08 000000	MHS Softball Travel	2,000.00	0.00	0.00	2,000.00	0.00	923.52	0.00%
10 E 000 1500 3320 09 000000	MHS BASS TEAM TRAVEL	1,500.00	0.00	0.00	1,500.00	0.00	1,461.85	0.00%
10 E 000 1500 3320 10 000000	BOWLING TRAVEL	500.00	0.00	0.00	500.00	216.09	0.00	0.00%
10 E 000 1500 3320 12 000000	HS BOYS GOLF TRAVEL	1,000.00	0.00	-98.00	1,098.00	0.00	559.96	-9.80%
10 E 000 1500 3320 13 000000	MHS Cheerleader Travel	1,000.00	0.00	0.00	1,000.00	0.00	830.34	0.00%
10 E 000 1500 3320 14 000000	DANCE/POM PON TRAVEL	4,500.00	300.00	300.00	4,200.00	0.00	3,834.88	6.67%
10 E 000 1500 3320 15 000000	HS BOYS BASKETBALL	6,000.00	1,423.60	2,202.40	3,797.60	0.00	4,947.01	36.71%
10 E 000 1500 3320 24 000000	JH CHEERLEADING TRAVEL	50.00	0.00	0.00	50.00	0.00	0.00	0.00%
10 E 000 1500 3320 25 000000	JH DANCE/POM PON TRAVEL	500.00	0.00	0.00	500.00	0.00	100.00	0.00%
10 E 000 1500 3320 31 000000	HS GIRLS BASKETBALL	1,500.00	1,245.44	1,245.44	254.56	0.00	1,001.28	83.03%
10 E 000 1500 3320 32 000000	HS GIRLS CROSS COUNTRY	1,500.00	0.00	1,627.48	-127.48	0.00	1,245.21	108.
10 E 000 1500 3320 33 000000	HS GIRLS TRACK TRAVEL	1,000.00	0.00	0.00	1,000.00	0.00	330.77	0.00%

Expenses Monthly Short

Fiscal Year: 2024-2025
Month: January

MARION CUSD #2, IL

Account Number	Account Description	Original Budget	CY Monthly Activity	CYTD Activity	YTD Unexpended	YTD Encumbranc	Prior Fiscal Year	% of Budget
10 - EDUCATIONAL FUND								
10 E 000 1500 3320 34 000000	HS GIRLS GOLF TRAVEL	4,000.00	0.00	1,934.26	2,065.74	0.00	3,379.93	48.36%
10 E 000 1500 3320 35 000000	HS GIRLS TENNIS TRAVEL	3,000.00	0.00	1,250.54	1,749.46	0.00	2,648.16	41.68%
10 E 000 1500 3600 00 000000	ATHL: PRINTING	3,000.00	0.00	1,125.50	1,874.50	0.00	1,680.00	37.52%
10 E 000 1500 3600 01 000000	FOOTBALL PRINTING	4,000.00	0.00	2,744.20	1,255.80	0.00	2,101.20	68.61%
10 E 000 1500 4100 00 000000	ATHL: SUPPLIES	20,000.00	200.00	17,905.62	2,094.38	3,078.10	21,938.54	89.53%
10 E 000 1500 4100 01 000000	FOOTBALL SUPPLIES	15,000.00	0.00	10,223.38	4,776.62	3,240.00	22,187.66	68.16%
10 E 000 1500 4100 02 000000	HS BOYS CROSS COUNTRY	1,500.00	0.00	0.00	1,500.00	0.00	1,346.00	0.00%
10 E 000 1500 4100 03 000000	HS BOYS TENNIS SUPPLIES	2,000.00	0.00	0.00	2,000.00	0.00	1,878.70	0.00%
10 E 000 1500 4100 04 000000	HS BOYS SOCCER SUPPLIES	5,000.00	0.00	1,660.00	3,340.00	0.00	2,398.49	33.20%
10 E 000 1500 4100 05 000000	HS BOYS TRACK SUPPLIES	5,000.00	0.00	0.00	5,000.00	0.00	5,500.00	0.00%
10 E 000 1500 4100 06 000000	WRESTLING SUPPLIES	2,000.00	0.00	972.00	1,028.00	0.00	0.00	48.60%
10 E 000 1500 4100 07 000000	BASEBALL SUPPLIES	5,000.00	2,712.50	2,712.50	2,287.50	0.00	2,914.80	54.25%
10 E 000 1500 4100 08 000000	SOFTBALL SUPPLIES	2,000.00	620.00	620.00	1,380.00	0.00	1,059.79	31.00%
10 E 000 1500 4100 09 000000	FISHING SUPPLIES	100.00	0.00	0.00	100.00	0.00	0.00	0.00%
10 E 000 1500 4100 10 000000	BOWLING SUPPLIES	1,500.00	0.00	221.31	1,278.69	38.00	1,449.50	14.75%
10 E 000 1500 4100 11 000000	VOLLEYBALL SUPPLIES	2,000.00	609.50	9,617.81	-7,617.81	0.00	434.60	480.
10 E 000 1500 4100 12 000000	HS BOYS GOLF SUPPLIES	1,325.00	0.00	1,360.81	-35.81	528.96	414.38	102.
10 E 000 1500 4100 13 000000	CHEERLEADING SUPPLIES	4,000.00	0.00	0.00	4,000.00	0.00	6,187.80	0.00%
10 E 000 1500 4100 14 000000	DANCE/POM PON SUPPLIES	4,000.00	0.00	597.54	3,402.46	0.00	3,882.05	14.94%
10 E 000 1500 4100 15 000000	HS BOYS BASKETBALL	6,000.00	0.00	5,868.70	131.30	0.00	3,771.13	97.81%
10 E 000 1500 4100 16 000000	E SPORTS SUPPLIES	0.00	0.00	2,772.37	-2,772.37	0.00	0.00	
10 E 000 1500 4100 20 000000	JH BOYS BASKETBALL	3,000.00	0.00	3,825.00	-825.00	0.00	1,264.75	127.
10 E 000 1500 4100 21 000000	JH BASEBALL SUPPLIES	3,000.00	0.00	1,379.80	1,620.20	0.00	3,362.49	45.99%
10 E 000 1500 4100 22 000000	JH SOFTBALL SUPPLIES	2,200.00	0.00	1,391.02	808.98	0.00	1,111.79	63.23%
10 E 000 1500 4100 23 000000	JH VOLLEYBALL SUPPLIES	1,000.00	0.00	0.00	1,000.00	224.99	0.00	0.00%
10 E 000 1500 4100 24 000000	JH CHEERLEADING	1,000.00	0.00	0.00	1,000.00	0.00	0.00	0.00%
10 E 000 1500 4100 25 000000	JH DANCE/POM PON	2,000.00	0.00	0.00	2,000.00	0.00	1,947.35	0.00%
10 E 000 1500 4100 26 000000	JH BOYS TRACK SUPPLIES	1,500.00	0.00	0.00	1,500.00	0.00	0.00	0.00%
10 E 000 1500 4100 27 000000	JH BOYS CROSS COUNTRY	200.00	0.00	5,112.90	-4,912.90	0.00	104.90	2,556.
10 E 000 1500 4100 31 000000	HS GIRLS BASKETBALL	5,000.00	2,507.50	7,200.60	-2,200.60	0.00	2,107.01	144.
10 E 000 1500 4100 32 000000	HS GIRLS CROSS COUNTRY	1,000.00	0.00	0.00	1,000.00	0.00	1,244.95	0.00%
10 E 000 1500 4100 33 000000	HS GIRLS TRACK SUPPLIES	3,000.00	0.00	0.00	3,000.00	0.00	1,624.00	0.00%

Expenses Monthly Short

Fiscal Year: 2024-2025
Month: January

MARION CUSD #2, IL

Account Number	Account Description	Original Budget	CY Monthly Activity	CYTD Activity	YTD Unexpended	YTD Encumbranc	Prior Fiscal Year	% of Budget
10 - EDUCATIONAL FUND								
10 E 000 1500 4100 34 000000	HS GIRLS GOLF SUPPLIES	1,000.00	0.00	724.80	275.20	0.00	1,156.90	72.48%
10 E 000 1500 4100 35 000000	HS GIRLS TENNIS	1,500.00	0.00	9,699.97	-8,199.97	1,038.00	1,326.44	646.
10 E 000 1500 4100 36 000000	HS GIRLS SOCCER	3,000.00	0.00	0.00	3,000.00	4,410.00	972.75	0.00%
10 E 000 1500 4100 40 000000	JH GIRLS BASKETBALL	3,000.00	0.00	0.00	3,000.00	0.00	877.90	0.00%
10 E 000 1500 4100 41 000000	JH GIRLS TRACK SUPPLIES	2,000.00	0.00	0.00	2,000.00	0.00	0.00	0.00%
10 E 000 1500 4100 42 000000	JH GIRLS CROSS COUNTRY	100.00	0.00	135.99	-35.99	0.00	0.00	135.
10 E 000 1500 4110 00 000000	ATHL: AWARDS	9,500.00	0.00	0.00	9,500.00	0.00	0.00	0.00%
10 E 000 1500 4110 01 000000	FOOTBALL AWARDS	400.00	0.00	186.00	214.00	0.00	248.00	46.50%
10 E 000 1500 4110 02 000000	HS BOYS CROSS COUNTRY	200.00	0.00	31.00	169.00	0.00	182.00	15.50%
10 E 000 1500 4110 03 000000	HS BOYS TENNIS AWARDS	300.00	0.00	182.50	117.50	0.00	201.50	60.83%
10 E 000 1500 4110 04 000000	HS BOYS SOCCER AWARDS	200.00	0.00	287.00	-87.00	0.00	124.00	143.
10 E 000 1500 4110 05 000000	HS BOYS TRACK AWARDS	200.00	0.00	70.00	130.00	0.00	191.00	35.00%
10 E 000 1500 4110 06 000000	WRESTLING AWARDS	200.00	0.00	86.00	114.00	0.00	105.00	43.00%
10 E 000 1500 4110 07 000000	BASEBALL AWARDS	200.00	0.00	84.00	116.00	0.00	108.50	42.00%
10 E 000 1500 4110 08 000000	SOFTBALL AWARDS	200.00	0.00	0.00	200.00	0.00	242.40	0.00%
10 E 000 1500 4110 09 000000	FISHING AWARDS	100.00	0.00	0.00	100.00	0.00	93.00	0.00%
10 E 000 1500 4110 10 000000	BOWLING AWARDS	200.00	0.00	0.00	200.00	0.00	187.00	0.00%
10 E 000 1500 4110 11 000000	VOLLEYBALL AWARDS	250.00	0.00	77.50	172.50	0.00	147.50	31.00%
10 E 000 1500 4110 12 000000	HS BOYS GOLF AWARDS	100.00	0.00	0.00	100.00	0.00	91.50	0.00%
10 E 000 1500 4110 13 000000	CHEERLEADING AWARDS	250.00	0.00	31.00	219.00	0.00	77.50	12.40%
10 E 000 1500 4110 14 000000	DANCE/POM PON AWARDS	200.00	0.00	108.50	91.50	0.00	77.50	54.25%
10 E 000 1500 4110 15 000000	HS BOYS BASKETBALL	250.00	0.00	0.00	250.00	0.00	246.25	0.00%
10 E 000 1500 4110 20 000000	JH BOYS BASKETBALL	300.00	0.00	0.00	300.00	0.00	0.00	0.00%
10 E 000 1500 4110 21 000000	JH BASEBALL AWARDS	200.00	0.00	0.00	200.00	0.00	55.00	0.00%
10 E 000 1500 4110 22 000000	JH SOFTBALL AWARDS	200.00	0.00	70.00	130.00	0.00	294.00	35.00%
10 E 000 1500 4110 23 000000	JH VOLLEYBALL AAWARDS	200.00	0.00	0.00	200.00	0.00	218.40	0.00%
10 E 000 1500 4110 24 000000	JH CHEERLEADING AWARDS	200.00	0.00	0.00	200.00	0.00	141.05	0.00%
10 E 000 1500 4110 25 000000	JH DANCE/POM PON AWARDS	300.00	0.00	0.00	300.00	0.00	294.34	0.00%
10 E 000 1500 4110 26 000000	JH BOYS TRACK AWARDS	500.00	0.00	181.00	319.00	0.00	241.79	36.20%
10 E 000 1500 4110 27 000000	JH BOYS CROSS COUNTRY	500.00	0.00	323.63	176.37	0.00	225.00	64.73%
10 E 000 1500 4110 31 000000	HS GIRLS BASKETBALL	200.00	0.00	0.00	200.00	0.00	115.00	0.00%
10 E 000 1500 4110 32 000000	HS GIRLS CROSS COUNTRY	100.00	0.00	15.50	84.50	0.00	46.50	15.50%

Expenses Monthly Short

Fiscal Year: 2024-2025
Month: January

MARION CUSD #2, IL

Account Number	Account Description	Original Budget	CY Monthly Activity	CYTD Activity	YTD Unexpended	YTD Encumbranc	Prior Fiscal Year	% of Budget
10 - EDUCATIONAL FUND								
10 E 000 1500 4110 33 000000	HS GIRLS TRACK AWARDS	150.00	0.00	70.00	80.00	0.00	93.00	46.67%
10 E 000 1500 4110 34 000000	HS GIRLS GOLF AWARDS	250.00	0.00	31.00	219.00	0.00	0.00	12.40%
10 E 000 1500 4110 35 000000	HS GIRLS TENNIS AWARDS	300.00	0.00	93.00	207.00	0.00	205.00	31.00%
10 E 000 1500 4110 36 000000	HS GIRLS SOCCER AWARDS	250.00	0.00	70.00	180.00	0.00	77.50	28.00%
10 E 000 1500 4110 40 000000	JH GIRLS BASKETBALL	400.00	0.00	0.00	400.00	0.00	0.00	0.00%
10 E 000 1500 4110 42 000000	JH GIRLS CROSS COUNTRY	200.00	0.00	0.00	200.00	0.00	0.00	0.00%
10 E 000 1500 4120 01 000000	FOOTBALL MEALS	1,000.00	0.00	1,081.32	-81.32	0.00	492.73	108.
10 E 000 1500 4120 02 000000	HS BOYS CROSS COUNTRY	1,500.00	0.00	2,741.90	-1,241.90	0.00	1,494.81	182.
10 E 000 1500 4120 03 000000	HS BOYS TENNIS MEALS	2,000.00	0.00	0.00	2,000.00	0.00	1,879.66	0.00%
10 E 000 1500 4120 04 000000	HS BOYS SOCCER MEALS	2,000.00	0.00	273.00	1,727.00	0.00	1,913.00	13.65%
10 E 000 1500 4120 05 000000	HS BOYS TRACK	2,000.00	0.00	0.00	2,000.00	0.00	1,931.76	0.00%
10 E 000 1500 4120 06 000000	WRESTLING AWARDS/MEALS	3,600.00	-20.00	-20.00	3,620.00	0.00	3,522.00	-0.56%
10 E 000 1500 4120 07 000000	BASEBALL AWARDS/MEALS	500.00	0.00	259.00	241.00	0.00	496.74	51.80%
10 E 000 1500 4120 08 000000	SOFTBALL AWARDS/MEALS	1,200.00	0.00	0.00	1,200.00	0.00	1,105.00	0.00%
10 E 000 1500 4120 09 000000	FISHING AWARDS/MEALS	800.00	0.00	0.00	800.00	0.00	635.00	0.00%
10 E 000 1500 4120 10 000000	BOWLING AWARDS/MEALS	800.00	0.00	81.61	718.39	0.00	488.34	10.20%
10 E 000 1500 4120 11 000000	VOLLEYBALL AWARDS/MEALS	800.00	0.00	0.00	800.00	0.00	408.90	0.00%
10 E 000 1500 4120 12 000000	HS BOYS GOLF	500.00	0.00	182.00	318.00	0.00	396.00	36.40%
10 E 000 1500 4120 13 000000	CHEERLEADING	1,000.00	0.00	0.00	1,000.00	0.00	860.00	0.00%
10 E 000 1500 4120 14 000000	DANCE/POM PON	2,000.00	0.00	0.00	2,000.00	0.00	1,825.00	0.00%
10 E 000 1500 4120 15 000000	HS BOYS BASKETBALL	3,500.00	0.00	0.00	3,500.00	0.00	3,493.03	0.00%
10 E 000 1500 4120 20 000000	JH BOYS BASKETBALL	275.00	0.00	0.00	275.00	0.00	263.43	0.00%
10 E 000 1500 4120 21 000000	JH BASEBALL	50.00	0.00	0.00	50.00	0.00	0.00	0.00%
10 E 000 1500 4120 22 000000	JH SOFTBALL	150.00	0.00	189.00	-39.00	0.00	75.00	126.
10 E 000 1500 4120 23 000000	JH VOLLEYBALL	200.00	0.00	0.00	200.00	0.00	99.00	0.00%
10 E 000 1500 4120 26 000000	JH BOYS TRACK	500.00	0.00	0.00	500.00	0.00	0.00	0.00%
10 E 000 1500 4120 31 000000	HS GIRLS BASKETBALL	1,000.00	0.00	0.00	1,000.00	0.00	1,014.00	0.00%
10 E 000 1500 4120 32 000000	HS GIRLS CROSS COUNTRY	1,000.00	0.00	642.00	358.00	0.00	715.49	64.20%
10 E 000 1500 4120 33 000000	HS GIRLS TRACK	2,000.00	0.00	0.00	2,000.00	0.00	2,190.68	0.00%
10 E 000 1500 4120 34 000000	HS GIRLS GOLF	1,000.00	0.00	948.00	52.00	0.00	376.79	94.80%
10 E 000 1500 4120 35 000000	HS GIRLS TENNIS	1,000.00	0.00	787.00	213.00	0.00	926.57	78.70%
10 E 303 1500 4120 36 000000	HS GIRLS SOCCER MEALS	300.00	0.00	0.00	300.00	0.00	252.00	0.00%

Expenses Monthly Short

Fiscal Year: 2024-2025
Month: January

MARION CUSD #2, IL

Account Number	Account Description	Original Budget	CY Monthly Activity	CYTD Activity	YTD Unexpended	YTD Encumbranc	Prior Fiscal Year	% of Budget
10 - EDUCATIONAL FUND								
10 E 000 1500 4120 40 000000	JH GIRLS BASKETBALL	200.00	0.00	0.00	200.00	0.00	0.00	0.00%
10 E 000 1500 5400 00 000000	ATHL: CAP OUT	10,000.00	4,799.95	13,562.50	-3,562.50	0.00	3,277.86	135.
10 E 000 1500 5400 02 000000	BOYS CROSS COUNTRY CAP	600.00	0.00	0.00	600.00	0.00	0.00	0.00%
10 E 000 1500 5400 05 000000	HS BOYS TRACK CAPITAL	3,000.00	0.00	0.00	3,000.00	0.00	0.00	0.00%
10 E 000 1500 5400 06 000000	WRESTLING CAPITAL	1,000.00	0.00	0.00	1,000.00	0.00	11,150.00	0.00%
10 E 000 1500 5400 07 000000	BASEBALL CAPITAL OUTLAY	1,500.00	0.00	1,411.85	88.15	0.00	0.00	94.12%
10 E 000 1500 5400 08 000000	SOFTBALL CAPITAL OUTLAY	2,200.00	0.00	0.00	2,200.00	0.00	0.00	0.00%
10 E 000 1500 5400 11 000000	VOLLEYBALL CAPITAL	1,000.00	0.00	0.00	1,000.00	0.00	0.00	0.00%
10 E 000 1500 5400 33 000000	HS GIRLS TRACK CAPTIAL	1,000.00	0.00	0.00	1,000.00	0.00	0.00	0.00%
10 E 000 1500 6400 00 000000	ATHL: DUES/FEES	22,000.00	0.00	10,990.40	11,009.60	750.00	19,825.84	49.96%
10 E 000 1500 6400 01 000000	FOOTBALL DUES/FEES	500.00	0.00	0.00	500.00	0.00	210.00	0.00%
10 E 000 1500 6400 02 000000	HS BOYS CROSS COUNTRY	1,500.00	0.00	487.50	1,012.50	0.00	1,417.75	32.50%
10 E 000 1500 6400 03 000000	HS BOYS TENNIS	200.00	0.00	0.00	200.00	0.00	180.00	0.00%
10 E 000 1500 6400 04 000000	HS BOYS SOCCER	500.00	0.00	815.00	-315.00	0.00	300.00	163.
10 E 000 1500 6400 05 000000	HS BOYS TRACK DUES/FEES	3,500.00	0.00	0.00	3,500.00	0.00	3,246.08	0.00%
10 E 000 1500 6400 06 000000	WRESTLING DUES/FEES	2,500.00	0.00	1,377.00	1,123.00	0.00	2,331.00	55.08%
10 E 000 1500 6400 07 000000	BASEBALL DUES/FEES	3,500.00	0.00	0.00	3,500.00	0.00	3,250.00	0.00%
10 E 000 1500 6400 08 000000	SOFTBALL DUES/FEES	700.00	0.00	75.00	625.00	0.00	675.00	10.71%
10 E 000 1500 6400 09 000000	FISHING DUES/FEES	800.00	0.00	100.00	700.00	0.00	800.00	12.50%
10 E 000 1500 6400 10 000000	BOWLING DUES/FEES	1,200.00	0.00	175.00	1,025.00	0.00	1,200.00	14.58%
10 E 000 1500 6400 11 000000	VOLLEYBALL DUES/FEES	1,000.00	0.00	525.00	475.00	0.00	1,000.00	52.50%
10 E 000 1500 6400 12 000000	HS BOYS GOLF DUES/FEES	1,500.00	0.00	1,339.00	161.00	0.00	716.00	89.27%
10 E 000 1500 6400 14 000000	DANCE/POM PON DUES AND	450.00	0.00	400.00	50.00	0.00	150.00	88.89%
10 E 000 1500 6400 15 000000	HS BOYS BASKETBALL	500.00	0.00	0.00	500.00	0.00	0.00	0.00%
10 E 000 1500 6400 16 000000	E SPORTS DUES FEES	0.00	0.00	200.00	-200.00	0.00	0.00	
10 E 000 1500 6400 20 000000	JH BOYS BASKETBALL	50.00	0.00	150.00	-100.00	0.00	0.00	300.
10 E 000 1500 6400 21 000000	JH BASEBALL DUES/FEES	150.00	0.00	0.00	150.00	0.00	0.00	0.00%
10 E 000 1500 6400 23 000000	JH VOLLEYBALL DUES/FEES	300.00	0.00	0.00	300.00	0.00	150.00	0.00%
10 E 000 1500 6400 25 000000	JH DANCE/POM POM	400.00	0.00	500.00	-100.00	0.00	400.00	125.
10 E 000 1500 6400 26 000000	JH BOYS TRACK DUES/FEES	400.00	0.00	0.00	400.00	0.00	376.25	0.00%
10 E 000 1500 6400 27 000000	JH BOYS CROSS COUNTRY	550.00	0.00	273.00	277.00	0.00	525.00	49.64%
10 E 000 1500 6400 31 000000	HS GIRLS BASKETBALL	400.00	0.00	250.00	150.00	0.00	400.00	62.50%

Expenses Monthly Short

Fiscal Year: 2024-2025
Month: January

MARION CUSD #2, IL

Account Number	Account Description	Original Budget	CY Monthly Activity	CYTD Activity	YTD Unexpended	YTD Encumbranc	Prior Fiscal Year	% of Budget
10 - EDUCATIONAL FUND								
10 E 000 1500 6400 32 000000	HS GIRLS CROSS COUNTRY	600.00	0.00	337.50	262.50	0.00	562.50	56.25%
10 E 000 1500 6400 33 000000	HS GIRLS TRACK	2,000.00	0.00	0.00	2,000.00	0.00	1,985.04	0.00%
10 E 000 1500 6400 34 000000	HS GIRLS GOLF DUES/FEES	1,500.00	0.00	1,873.00	-373.00	0.00	1,305.00	124.
10 E 000 1500 6400 35 000000	HS GIRLS TENNIS	150.00	0.00	93.75	56.25	0.00	135.00	62.50%
10 E 000 1500 6400 36 000000	HS GIRLS SOCCER	650.00	0.00	0.00	650.00	0.00	250.00	0.00%
10 E 000 1500 6400 40 000000	JH GIRLS BASKETBALL	250.00	0.00	0.00	250.00	0.00	229.50	0.00%
10 E 000 1500 6400 42 000000	JH GIRLS CROSS COUNTRY	100.00	0.00	0.00	100.00	0.00	100.00	0.00%
10 E 000 1501 1120 00 000000	ADAMS: ATHL: COACHES	65,000.00	7,700.56	37,481.04	27,518.96	0.00	56,513.80	57.66%
10 E 000 1501 2110 00 000000	ADAMS: ATHL: TRS 9%	3,500.00	305.07	1,525.33	1,974.67	0.00	2,948.41	43.58%
10 E 000 1501 2120 00 000000	ADAMS: ATHL: IMRF	550.00	46.16	161.56	388.44	0.00	418.96	29.37%
10 E 000 1501 2170 00 000000	ADAMS: ATHL: TRS .58%	200.00	19.64	98.21	101.79	0.00	189.96	49.11%
10 E 000 1501 2220 00 000000	Adams: Athl Health Ins	0.00	220.84	1,339.59	-1,339.59	0.00	662.40	
10 E 000 1501 2250 00 000000	ADAMS: ATHL: TRS INS	550.00	53.15	265.78	284.22	0.00	514.17	48.32%
10 E 000 1501 3190 00 000000	ADAMS: ATHL: OFFICIALS	6,500.00	0.00	3,609.86	2,890.14	0.00	5,946.95	55.54%
10 E 000 1501 4100 00 000000	ADAMS: ATHL: SUPPLIES	25,000.00	0.00	1,688.94	23,311.06	159.47	13,012.63	6.76%
10 E 000 1501 6400 00 000000	ADAMS: ATHL: DUES/FEES	3,500.00	0.00	1,384.88	2,115.12	0.00	1,879.36	39.57%
10 E 000 1600 1120 00 000002	JH SUM SCH SALARY:	10,000.00	0.00	0.00	10,000.00	0.00	0.00	0.00%
10 E 000 1600 1120 00 000003	HS SUM SCH SALARY:	35,000.00	0.00	0.00	35,000.00	0.00	0.00	0.00%
10 E 000 1600 2110 00 000002	JH SUMMER SCHHOL TRS 9%	1,000.00	0.00	0.00	1,000.00	0.00	0.00	0.00%
10 E 000 1600 2110 00 000003	HS SUMMER SCHOOL TRS 9%	3,500.00	0.00	0.00	3,500.00	0.00	0.00	0.00%
10 E 000 1600 2170 00 000002	JH SUMMER SCHOOL TRS .	75.00	0.00	0.00	75.00	0.00	0.00	0.00%
10 E 000 1600 2170 00 000003	HS SUMMER SCHOOL TRS .	225.00	0.00	0.00	225.00	0.00	0.00	0.00%
10 E 000 1600 2250 00 000002	JH SUMMER SCHOOL TRS	200.00	0.00	0.00	200.00	0.00	0.00	0.00%
10 E 000 1600 2250 00 000003	HS SUMMER SCHOOL TRS	700.00	0.00	0.00	700.00	0.00	0.00	0.00%
10 E 941 2110 1120 00 000000	MCKINNEY VENTO GRANT	0.00	0.00	0.00	0.00	0.00	4,200.00	
10 E 902 2110 1140 30 105000	Title I Adams	1,334.00	0.00	1,333.52	0.48	0.00	666.76	99.96%
10 E 902 2110 1140 30 107000	Title I Jefferson	2,667.00	0.00	2,667.00	0.00	0.00	1,333.50	100.
10 E 902 2110 1140 30 108000	Title I Lincoln	1,334.00	0.00	1,333.52	0.48	0.00	666.76	99.96%
10 E 902 2110 1140 30 110000	Title I Washington	13,374.00	0.00	1,333.44	12,040.56	0.00	666.72	9.97%
10 E 902 2110 2110 30 105000	AD TITLE I TRS 9	0.00	0.00	0.00	0.00	0.00	197.83	
10 E 902 2110 2110 30 107000	JE TITLE I TRS 9	0.00	0.00	0.00	0.00	0.00	395.65	
10 E 902 2110 2110 30 108000	LI TITLE I TRS 9	0.00	0.00	0.00	0.00	0.00	197.83	

Expenses Monthly Short

Fiscal Year: 2024-2025
Month: January

MARION CUSD #2, IL

Account Number	Account Description	Original Budget	CY Monthly Activity	CYTD Activity	YTD Unexpended	YTD Encumbranc	Prior Fiscal Year	% of Budget
10 - EDUCATIONAL FUND								
10 E 902 2110 2110 30 110000	WA TITLE I TRS 9	0.00	0.00	0.00	0.00	0.00	197.82	
10 E 902 2110 2170 30 105000	AD TITLE I TRS .58	0.00	0.00	0.00	0.00	0.00	12.77	
10 E 902 2110 2170 30 107000	JE TITLE I TRS .58	0.00	0.00	0.00	0.00	0.00	25.52	
10 E 902 2110 2170 30 108000	LI TITLE I TRS .58	0.00	0.00	0.00	0.00	0.00	12.77	
10 E 902 2110 2170 30 110000	WA TITLE I TRS .58	0.00	0.00	0.00	0.00	0.00	12.73	
10 E 941 2110 2220 00 000000	McKinney Vento Health	0.00	0.00	0.00	0.00	0.00	670.08	
10 E 902 2110 2220 30 105000	AD TITLE I HEALTH INS	400.00	0.00	408.56	-8.56	0.00	199.30	102.
10 E 902 2110 2220 30 107000	JE TITLE I HEALTH INS	800.00	0.00	817.12	-17.12	0.00	398.60	102.
10 E 902 2110 2220 30 108000	LI TITLE I HEALTH INS	400.00	0.00	408.56	-8.56	0.00	199.30	102.
10 E 902 2110 2220 30 110000	WA TITLE I HEALTH INS	400.00	0.00	408.54	-8.54	0.00	199.28	102.
10 E 902 2110 2250 30 105000	AD TITLE I TRS HEALTH	0.00	0.00	0.00	0.00	0.00	34.51	
10 E 902 2110 2250 30 107000	JE TITLE I TRS HEALTH	0.00	0.00	0.00	0.00	0.00	69.02	
10 E 902 2110 2250 30 108000	LI TITLE I TRS HEALTH	0.00	0.00	0.00	0.00	0.00	34.51	
10 E 902 2110 2250 30 110000	WA TITLE I TRS HEALTH	0.00	0.00	0.00	0.00	0.00	34.51	
10 E 105 2122 1120 00 000000	ADAMS PUPIL SERV SALARY	79,500.00	6,657.08	46,079.56	33,420.44	0.00	76,414.12	57.96%
10 E 107 2122 1120 00 000000	JEFFERSON PUPIL SERV	55,000.00	2,518.50	13,960.52	41,039.48	0.00	21,231.60	25.38%
10 E 108 2122 1120 00 000000	LINCOLN PUP SERV SALARY	75,500.00	6,290.42	43,358.78	32,141.22	0.00	71,110.08	57.43%
10 E 109 2122 1120 00 000000	LONGFELLOW PUPIL SERV	0.00	744.56	2,871.91	-2,871.91	0.00	0.00	
10 E 110 2122 1120 00 000000	WASHINGTON PUPIL SERV	0.00	0.00	1,120.00	-1,120.00	0.00	5,600.00	
10 E 204 2122 1120 00 000000	JH PUPIL SERV SALARY	137,500.00	11,509.18	79,685.90	57,814.10	0.00	132,046.68	57.95%
10 E 303 2122 1120 00 000000	HS PUPIL SERV SALARY	454,000.00	35,982.52	249,110.12	204,889.88	0.00	408,696.44	54.87%
10 E 930 2122 1120 00 107000	TITLE I PUPIL SALARY	0.00	2,518.58	15,471.20	-15,471.20	0.00	9,433.32	
10 E 930 2122 1120 00 109000	TITLE I PUPIL SALARY	0.00	4,219.20	21,946.89	-21,946.89	0.00	9,296.68	
10 E 930 2122 1120 00 110000	TITLE I PUPIL SALARY	0.00	0.00	0.00	0.00	0.00	4,200.00	
10 E 902 2122 1120 30 000000	TITLE I SALARY	9,210.00	0.00	3,382.52	5,827.48	0.00	16,912.60	36.73%
10 E 902 2122 1120 30 109000	LONGFELLOW TITLE I	0.00	0.00	15,031.16	-15,031.16	0.00	75,155.80	
10 E 930 2122 1120 30 000000	TITLE I:PUPIL SERV. SAL	32,473.00	2,335.20	11,676.00	20,797.00	0.00	0.00	35.96%
10 E 105 2122 1130 00 000000	ADAMS PUPIL SERV	5,100.00	424.88	2,957.48	2,142.52	0.00	4,987.08	57.99%
10 E 204 2122 1130 00 000000	JH PUPIL SERV INCREMENT	5,000.00	412.38	2,869.98	2,130.02	0.00	4,837.08	57.40%
10 E 303 2122 1130 00 000000	HS PUPIL SERV INCREMENT	30,000.00	2,397.10	16,667.06	13,332.94	0.00	28,023.60	55.56%
10 E 108 2122 1200 00 000000	LINCOLN SUB FOR 2122	0.00	0.00	120.00	-120.00	0.00	0.00	
10 E 930 2122 2100 00 107000	JE TITLE I PUPIL SERV	0.00	286.18	1,185.60	-1,185.60	0.00	0.00	

Expenses Monthly Short

Fiscal Year: 2024-2025
Month: January

MARION CUSD #2, IL

Account Number	Account Description	Original Budget	CY Monthly Activity	CYTD Activity	YTD Unexpended	YTD Encumbranc	Prior Fiscal Year	% of Budget
10 - EDUCATIONAL FUND								
10 E 930 2122 2100 00 109000	LO TITIE I PUPIL SERV	0.00	479.42	1,929.73	-1,929.73	0.00	0.00	
10 E 902 2122 2100 30 000000	TITLE I FEDERAL TRS	0.00	0.00	0.00	0.00	0.00	2,364.00	
10 E 902 2122 2100 30 105000	AD TITLE I PUPIL SERV	3,800.00	0.00	0.00	3,800.00	0.00	0.00	0.00%
10 E 902 2122 2100 30 109000	LO TITLE I PUPIL SERV	0.00	0.00	0.00	0.00	0.00	10,505.28	
10 E 930 2122 2100 30 000000	TITLE I:PUPIL SER TRS	0.00	265.34	1,061.36	-1,061.36	0.00	0.00	
10 E 105 2122 2110 00 000000	ADAMS PUPIL SERV TRS	8,400.00	700.42	3,502.10	4,897.90	0.00	8,086.54	41.69%
10 E 107 2122 2110 00 000000	JEFFERSON PUPIL SERV	5,500.00	249.08	960.78	4,539.22	0.00	2,519.77	17.47%
10 E 108 2122 2110 00 000000	LINCOLN PUPIL SERV TRS	7,500.00	622.12	3,110.61	4,389.39	0.00	7,065.58	41.47%
10 E 109 2122 2110 00 000000	LONGFELLOW PUPIL SERV	0.00	73.64	284.04	-284.04	0.00	0.00	
10 E 110 2122 2110 00 000000	WASHINGTON PUPIL SERV	0.00	0.00	0.00	0.00	0.00	664.57	
10 E 204 2122 2110 00 000000	JH PUPIL SERV TRS	14,100.00	1,179.04	5,895.21	8,204.79	0.00	13,617.59	41.81%
10 E 303 2122 2110 00 000000	HS PUPIL SERV TRS 9%	47,900.00	3,795.80	18,979.00	28,921.00	0.00	43,840.43	39.62%
10 E 930 2122 2110 00 107000	JE TITILE I PUPIL SERV	0.00	249.10	1,530.12	-1,530.12	0.00	0.00	
10 E 930 2122 2110 00 109000	LO TITLE I PUPIL SERV	0.00	417.28	2,170.56	-2,170.56	0.00	0.00	
10 E 902 2122 2110 30 000000	TITLE I 9% TRS	3,225.00	0.00	0.00	3,225.00	0.00	2,007.14	0.00%
10 E 902 2122 2110 30 109000	LO TITLE I PUPIL SERV	0.00	0.00	0.00	0.00	0.00	8,919.60	
10 E 930 2122 2110 30 000000	TITLE I:PUPIL TRS 9.	0.00	230.94	1,154.71	-1,154.71	0.00	0.00	
10 E 105 2122 2170 00 000000	ADAMS PUPIL SERV TRS .	540.00	45.18	225.90	314.10	0.00	521.74	41.83%
10 E 107 2122 2170 00 000000	JEFFERSON PUP SERV TRS	360.00	16.08	61.98	298.02	0.00	162.55	17.22%
10 E 108 2122 2170 00 000000	LINCOLN PUPIL SERV TRS	500.00	40.14	200.70	299.30	0.00	455.78	40.14%
10 E 109 2122 2170 00 000000	LONGFELLOW PUPIL SERV	0.00	4.74	18.29	-18.29	0.00	0.00	
10 E 110 2122 2170 00 000000	WASHINGTON PUPIL SERV	0.00	0.00	0.00	0.00	0.00	42.89	
10 E 204 2122 2170 00 000000	JH PUPIL SERV TRS .58%	925.00	76.07	380.33	544.67	0.00	878.41	41.12%
10 E 303 2122 2170 00 000000	HS PUPIL SERV TRS .58	3,100.00	244.86	1,224.30	1,875.70	0.00	2,828.04	39.49%
10 E 930 2122 2170 00 107000	JE TITLE I PUPIL SERV	0.00	16.06	98.72	-98.72	0.00	0.00	
10 E 930 2122 2170 00 109000	LO TITLE I PUPIL SERV	0.00	26.92	140.01	-140.01	0.00	0.00	
10 E 902 2122 2170 30 000000	TITLE I .58% TRS	0.00	0.00	0.00	0.00	0.00	129.45	
10 E 902 2122 2170 30 109000	LO TITLE I PUPIL SERV	0.00	0.00	0.00	0.00	0.00	575.44	
10 E 930 2122 2170 30 000000	TITLE I:PUPIL SER TRS.	207.00	14.90	74.50	132.50	0.00	0.00	35.99%
10 E 105 2122 2220 00 000000	ADAMS PUPIL SERV HEALTH	17,700.00	1,475.66	10,259.36	7,440.64	0.00	16,797.88	57.96%
10 E 108 2122 2220 00 000000	LINCOLN PUPIL SERV	25,000.00	2,092.60	14,509.29	10,490.71	0.00	23,820.62	58.04%
10 E 204 2122 2220 00 000000	JH PUPIL SERV HEALTH	50,000.00	2,092.60	16,496.63	33,503.37	0.00	47,641.24	32.99%

Expenses Monthly Short

Fiscal Year: 2024-2025
Month: January

MARION CUSD #2, IL

Account Number	Account Description	Original Budget	CY Monthly Activity	CYTD Activity	YTD Unexpended	YTD Encumbranc	Prior Fiscal Year	% of Budget
10 - EDUCATIONAL FUND								
10 E 303 2122 2220 00 000000	HS PUPIL SERV HEALTH	103,000.00	8,709.85	59,789.48	43,210.52	0.00	97,969.16	58.05%
10 E 930 2122 2220 00 107000	JE TITLE I HEALTH INS	0.00	1,475.66	7,378.30	-7,378.30	0.00	1,483.26	
10 E 902 2122 2220 30 000000	TITLE I HEALTH	2,050.00	0.00	0.00	2,050.00	0.00	0.00	0.00%
10 E 902 2122 2220 30 109000	LO TITLE I HEALTH INS	0.00	0.00	2,881.06	-2,881.06	0.00	10,882.62	
10 E 930 2122 2220 30 000000	TITLE I:PUPIL SERV. INS	10,500.00	398.84	2,375.90	8,124.10	0.00	0.00	22.63%
10 E 105 2122 2250 00 000000	ADAMS PUPIL SERV TRS	1,460.00	122.18	610.90	849.10	0.00	1,410.70	41.84%
10 E 107 2122 2250 00 000000	JEFFERSON PUPIL SERV	950.00	43.44	167.59	782.41	0.00	439.66	17.64%
10 E 108 2122 2250 00 000000	LINCOLN PUPIL SERV TRS	1,300.00	108.52	542.60	757.40	0.00	1,232.62	41.74%
10 E 109 2122 2250 00 000000	LONGFELLOW PUPIL SERV	0.00	12.84	49.54	-49.54	0.00	0.00	
10 E 110 2122 2250 00 000000	WASHINGTON PUPIL SERV	0.00	0.00	0.00	0.00	0.00	115.92	
10 E 204 2122 2250 00 000000	JH PUPIL SERV TRS INS	2,500.00	205.69	1,028.43	1,471.57	0.00	2,375.56	41.14%
10 E 303 2122 2250 00 000000	HS PUPIL SERV TRS	8,375.00	662.16	3,310.80	5,064.20	0.00	7,647.86	39.53%
10 E 930 2122 2250 00 107000	JE TITLE I TRS HEALTH	0.00	43.46	266.91	-266.91	0.00	0.00	
10 E 930 2122 2250 00 109000	LO TITLE I TRS HEALTH	0.00	72.80	378.66	-378.66	0.00	0.00	
10 E 902 2122 2250 30 000000	TITLE I TRS HEALTH	0.00	0.00	0.00	0.00	0.00	350.16	
10 E 902 2122 2250 30 109000	LO TITLE I TRS HEALTH	0.00	0.00	0.00	0.00	0.00	1,555.93	
10 E 930 2122 2250 30 000000	TITLE I:PUR SERV .5% IN	207.00	40.30	201.49	5.51	0.00	0.00	97.34%
10 E 000 2134 1150 00 000000	HEALTH SERV: SALARY	66,300.00	7,603.86	49,235.74	17,064.26	0.00	62,565.72	74.26%
10 E 105 2134 1150 00 000000	ADAMS HEALTH SERV	23,500.00	1,946.78	10,251.76	13,248.24	0.00	33,501.17	43.62%
10 E 107 2134 1150 00 000000	JEFFERSON HEALTH SERV	28,500.00	2,347.70	16,508.46	11,991.54	0.00	27,156.87	57.92%
10 E 108 2134 1150 00 000000	LINCOLN HEALTH SERV	30,500.00	2,531.42	17,915.98	12,584.02	0.00	29,325.08	58.74%
10 E 109 2134 1150 00 000000	LONGFELLOW HEALTH SERV	26,600.00	2,215.84	15,608.04	10,991.96	0.00	25,169.08	58.68%
10 E 110 2134 1150 00 000000	WASHINGTON HEALTH SERV	36,500.00	3,028.76	21,460.84	15,039.16	0.00	35,485.92	58.80%
10 E 204 2134 1150 00 000000	JH HEALTH SALARY	39,500.00	1,599.36	11,238.03	28,261.97	0.00	18,337.80	28.45%
10 E 303 2134 1150 00 000000	HS HEALTH SERV SALARY	31,500.00	2,601.50	16,980.23	14,519.77	0.00	24,442.04	53.91%
10 E 965 2134 1150 30 000000	ESSER III HEALTH	3,600.00	0.00	3,359.74	240.26	0.00	29,297.66	93.33%
10 E 000 2134 1200 00 000000	HEALTH SERV SUB	3,000.00	550.00	2,900.00	100.00	0.00	2,200.00	96.67%
10 E 204 2134 1200 00 000000	JH Health Sub	500.00	0.00	0.00	500.00	0.00	455.00	0.00%
10 E 105 2134 1250 00 000000	ADAMS HEALTH SERV SUB	500.00	0.00	0.00	500.00	0.00	385.00	0.00%
10 E 107 2134 1250 00 000000	JEFFERSON HEALTH SERV	1,000.00	0.00	0.00	1,000.00	0.00	240.00	0.00%
10 E 108 2134 1250 00 000000	LINCOLN HEALTH SERV SUB	1,000.00	0.00	0.00	1,000.00	0.00	0.00	0.00%
10 E 109 2134 1250 00 000000	LONGFELLOW HEALTH SERV	500.00	0.00	0.00	500.00	0.00	400.00	0.00%

Expenses Monthly Short

Fiscal Year: 2024-2025
Month: January

MARION CUSD #2, IL

Account Number	Account Description	Original Budget	CY Monthly Activity	CYTD Activity	YTD Unexpended	YTD Encumbranc	Prior Fiscal Year	% of Budget
10 - EDUCATIONAL FUND								
10 E 110 2134 1250 00 000000	WASHINGTON HEALTH SERV	1,000.00	0.00	0.00	1,000.00	0.00	1,165.00	0.00%
10 E 204 2134 1250 00 000000	JH HEALTH SERV SUB	1,000.00	0.00	0.00	1,000.00	0.00	395.00	0.00%
10 E 303 2134 1250 00 000000	HS HEALT SERV SUB	1,000.00	0.00	0.00	1,000.00	0.00	195.00	0.00%
10 E 000 2134 2120 00 000000	HEALTH: IMRF	3,100.00	358.30	2,320.02	779.98	0.00	2,948.08	74.84%
10 E 105 2134 2120 00 000000	ADAMS HEALTH SERV IMRF	1,700.00	91.74	483.10	1,216.90	0.00	1,578.64	28.42%
10 E 107 2134 2120 00 000000	JEFFERSON HEALTH SERV	1,400.00	110.62	777.86	622.14	0.00	1,279.62	55.56%
10 E 108 2134 2120 00 000000	LINCOLN HEALTH SERV	1,500.00	119.28	844.20	655.80	0.00	1,381.83	56.28%
10 E 109 2134 2120 00 000000	LONGFELLOW HEALTH SERV	1,300.00	104.42	735.48	564.52	0.00	1,185.88	56.58%
10 E 110 2134 2120 00 000000	WASHINGTON HEALTH SERV	1,800.00	142.72	1,011.27	788.73	0.00	1,672.14	56.18%
10 E 204 2134 2120 00 000000	JH HEALTH IMRF	1,300.00	75.36	529.52	770.48	0.00	1,167.77	40.73%
10 E 303 2134 2120 00 000000	HS HEALTH SERV IMRF	1,250.00	122.58	800.11	449.89	0.00	1,151.68	64.01%
10 E 965 2134 2120 30 000000	ESSER 3 Health IMRF	180.00	0.00	149.82	30.18	0.00	1,293.49	83.23%
10 E 204 2134 2170 00 000000	JH Health TRS .58	0.00	0.00	0.00	0.00	0.00	0.32	
10 E 000 2134 2220 00 000000	HEALTH SERV: INSUR	17,700.00	1,475.66	11,853.77	5,846.23	0.00	16,797.88	66.97%
10 E 108 2134 2220 00 000000	LINCOLN HEALTH SERV	9,200.00	0.00	0.00	9,200.00	0.00	5,281.86	0.00%
10 E 110 2134 2220 00 000000	WASHINGTON HEALTH SERV	9,600.00	797.70	5,545.92	4,054.08	0.00	9,080.46	57.77%
10 E 204 2134 2220 00 000000	JH HEALTH SERV HEALTH	9,600.00	451.50	3,814.92	5,785.08	0.00	9,080.46	39.74%
10 E 303 2134 2220 00 000000	HS HEALTH SERV HEALTH	9,200.00	0.00	0.00	9,200.00	0.00	3,762.42	0.00%
10 E 965 2134 2220 30 000000	ESSER 3 Health Ins	1,700.00	0.00	1,205.37	494.63	0.00	9,594.16	70.90%
10 E 204 2134 2250 00 000000	JH Health TRS .58	0.00	0.00	0.00	0.00	0.00	0.37	
10 E 000 2134 3190 00 000000	HEALTH SERVICE:	1,500.00	0.00	0.00	1,500.00	0.00	804.76	0.00%
10 E 000 2134 3320 00 000000	HEALTH SERV: TRAVEL	1,000.00	0.00	148.80	851.20	0.00	798.88	14.88%
10 E 105 2134 3320 00 000000	ADAMS HEALTH SERV	100.00	0.00	0.00	100.00	0.00	0.00	0.00%
10 E 107 2134 3320 00 000000	JEFFERSON HEALTH SERV	100.00	0.00	0.00	100.00	0.00	0.00	0.00%
10 E 108 2134 3320 00 000000	LINCOLN HEALTH SERV	100.00	0.00	0.00	100.00	0.00	0.00	0.00%
10 E 109 2134 3320 00 000000	LONGFELLOW HEALTH SERV	100.00	0.00	0.00	100.00	0.00	0.00	0.00%
10 E 110 2134 3320 00 000000	WASHINGTON HEALTH SERV	100.00	0.00	0.00	100.00	0.00	0.00	0.00%
10 E 204 2134 3320 00 000000	JH HEALTH SERV TRAVEL	100.00	0.00	0.00	100.00	0.00	0.00	0.00%
10 E 303 2134 3320 00 000000	HS HEALTH SERV TRAVEL	100.00	0.00	0.00	100.00	0.00	0.00	0.00%
10 E 000 2134 4100 00 000000	HEALTH SERV: SUPPLIES	4,000.00	0.00	10,069.40	-6,069.40	0.00	1,953.45	251.
10 E 105 2134 4100 00 000000	ADAMS HEALTH SERV	2,000.00	0.00	353.39	1,646.61	228.23	948.65	17.67%
10 E 107 2134 4100 00 000000	JEFFERSON HEALTH SERV	2,000.00	0.00	564.45	1,435.55	0.00	1,813.34	28.22%

Expenses Monthly Short

Fiscal Year: 2024-2025
Month: January

MARION CUSD #2, IL

Account Number	Account Description	Original Budget	CY Monthly Activity	CYTD Activity	YTD Unexpended	YTD Encumbranc	Prior Fiscal Year	% of Budget
10 - EDUCATIONAL FUND								
10 E 108 2134 4100 00 000000	LINCOLN HEALTH SERV	2,000.00	0.00	853.51	1,146.49	18.54	578.66	42.68%
10 E 109 2134 4100 00 000000	LONGFELLOW HEALTH SERV	800.00	0.00	309.11	490.89	0.00	395.73	38.64%
10 E 110 2134 4100 00 000000	WASHINGTON HEALTH SERV	1,000.00	0.00	321.88	678.12	139.66	471.83	32.19%
10 E 204 2134 4100 00 000000	JH HEALTH SERV SUPPLIES	1,000.00	0.00	543.86	456.14	0.00	814.85	54.39%
10 E 303 2134 4100 00 000000	HS HEALTH SERV SUPPLIES	2,000.00	0.00	1,133.29	866.71	634.63	1,276.30	56.66%
10 E 105 2190 1190 00 000000	ADAMS SUPPORT STAFF	25,000.00	2,521.88	15,501.36	9,498.64	0.00	21,004.04	62.01%
10 E 107 2190 1190 00 000000	JEFFERSON SUPPORT STAFF	55,000.00	2,451.72	25,607.07	29,392.93	0.00	48,302.19	46.56%
10 E 108 2190 1190 00 000000	LINCOLN SUPPORT STAFF	95,500.00	4,698.81	38,775.97	56,724.03	0.00	55,543.05	40.60%
10 E 109 2190 1190 00 000000	LONGFELLOW SUPPORT	48,500.00	1,524.94	16,804.14	31,695.86	0.00	34,377.76	34.65%
10 E 110 2190 1190 00 000000	WASHINGTON SUPPORT	112,600.00	5,773.72	55,219.08	57,380.92	0.00	98,044.63	49.04%
10 E 204 2190 1190 00 000000	JH SUPPORT STAFF	61,500.00	3,558.36	32,426.93	29,073.07	0.00	44,559.48	52.73%
10 E 303 2190 1190 00 000000	HS SUPPORT STAFF SALARY	138,200.00	6,613.43	54,350.61	83,849.39	0.00	112,547.11	39.33%
10 E 110 2190 2110 00 000000	Support Staff TRS 9	0.00	0.00	0.00	0.00	0.00	8.08	
10 E 105 2190 2120 00 000000	ADAMS SUPPORT STAFF	500.00	0.00	0.00	500.00	0.00	0.00	0.00%
10 E 107 2190 2120 00 000000	JEFFERSON SUPPORT STAFF	500.00	42.42	315.39	184.61	0.00	261.77	63.08%
10 E 108 2190 2120 00 000000	LINCOLN SUPPORT STAFF	500.00	31.63	216.88	283.12	0.00	340.09	43.38%
10 E 109 2190 2120 00 000000	LONGFELLOW SUPPORT	500.00	39.96	336.71	163.29	0.00	191.15	67.34%
10 E 110 2190 2120 00 000000	WASHINGTON SUPPORT	4,500.00	227.42	2,201.26	2,298.74	0.00	3,975.55	48.92%
10 E 204 2190 2120 00 000000	JH SUPPORT STAFF IMRF	2,500.00	95.95	672.90	1,827.10	0.00	1,837.56	26.92%
10 E 303 2190 2120 00 000000	HS SUPPORT STAFF IMRF	7,000.00	228.99	2,020.56	4,979.44	0.00	6,008.64	28.87%
10 E 110 2190 2170 00 000000	Support Staff TRS .58	0.00	0.00	0.00	0.00	0.00	0.52	
10 E 107 2190 2220 00 000000	JEFFERSON SUPPORT STAFF	10,200.00	1,442.65	9,638.29	561.71	0.00	9,642.96	94.49%
10 E 110 2190 2220 00 000000	WASHINGTON SUPPORT	8,000.00	556.33	3,882.66	4,117.34	0.00	7,217.34	48.53%
10 E 204 2190 2220 00 000000	JH SUPPORT STAFF HEALTH	0.00	753.56	3,387.12	-3,387.12	0.00	0.00	
10 E 303 2190 2220 00 000000	HS Support Staff Health	0.00	1,064.64	4,761.67	-4,761.67	0.00	0.00	
10 E 110 2190 2250 00 000000	Support Staff TRS	0.00	0.00	0.00	0.00	0.00	1.41	
10 E 303 2190 4100 00 000000	HS DIPLOMA/PROGRAM	15,000.00	0.00	0.00	15,000.00	0.00	5,886.69	0.00%
10 E 000 2210 1110 00 000000	IMP INST: SALARY,DIR	126,690.00	7,918.08	55,521.66	71,168.34	0.00	96,093.75	43.82%
10 E 930 2210 1110 00 105000	AD TITLE I IMP INST	0.00	474.38	1,660.33	-1,660.33	0.00	0.00	
10 E 930 2210 1110 00 107000	JE TITLE I IMP INST	0.00	474.38	1,660.33	-1,660.33	0.00	0.00	
10 E 930 2210 1110 00 108000	LI TITLE I IMP INST	0.00	474.38	1,660.33	-1,660.33	0.00	0.00	
10 E 930 2210 1110 00 109000	LO TITLE I IMP INST	0.00	474.38	1,660.33	-1,660.33	0.00	0.00	

Expenses Monthly Short

Fiscal Year: 2024-2025
Month: January

MARION CUSD #2, IL

Account Number	Account Description	Original Budget	CY Monthly Activity	CYTD Activity	YTD Unexpended	YTD Encumbranc	Prior Fiscal Year	% of Budget
10 - EDUCATIONAL FUND								
10 E 930 2210 1110 00 110000	WA TITLE I IMP INST	0.00	474.40	1,660.40	-1,660.40	0.00	0.00	
10 E 902 2210 1110 30 000000	Title I: Imp Inst Dir	11,800.00	0.00	0.00	11,800.00	0.00	7,687.50	0.00%
10 E 902 2210 1110 30 105000	ADAMS TITLE I IMP INST	0.00	0.00	1,025.00	-1,025.00	0.00	3,843.75	
10 E 902 2210 1110 30 107000	JEFFERSON TITLE I IMP	0.00	0.00	6,050.52	-6,050.52	0.00	22,689.45	
10 E 902 2210 1110 30 108000	LINCOLN TITLE I IMP	0.00	0.00	2,358.52	-2,358.52	0.00	8,844.45	
10 E 902 2210 1110 30 110000	WASHINGTO TITLE I IMP	0.00	0.00	2,358.52	-2,358.52	0.00	8,844.45	
10 E 930 2210 1110 30 000000	TITLE I IMP INST DIR	41,683.00	6,112.96	30,204.18	11,478.82	0.00	0.00	72.46%
10 E 303 2210 1130 00 000001	3 CIRCLE AG GRANT	2,075.00	0.00	2,073.50	1.50	0.00	2,819.82	99.93%
10 E 303 2210 1130 00 000002	LOCAL 3 CIRCLE GRANT	2,075.00	0.00	0.00	2,075.00	0.00	0.00	0.00%
10 E 970 2210 1130 00 000000	Computer Science Salary	4,795.00	0.00	1,908.45	2,886.55	0.00	0.00	39.80%
10 E 965 2210 1130 30 000000	ESSER III CERT SALARY	0.00	0.00	8,745.00	-8,745.00	0.00	31,275.00	
10 E 000 2210 1150 00 000000	IMP INST: SALARY,	36,675.00	3,041.82	21,364.64	15,310.36	0.00	30,515.92	58.25%
10 E 000 2210 1300 00 000000	Imp.Inst.-Stipends	1,000.00	0.00	564.90	435.10	0.00	240.00	56.49%
10 E 902 2210 1300 30 105000	ADAMS TITLE I STIPENDS	0.00	0.00	0.00	0.00	0.00	3,333.75	
10 E 902 2210 1300 30 107000	JEFFERSON TITLE I	0.00	0.00	0.00	0.00	0.00	3,333.75	
10 E 902 2210 1300 30 108000	LINCOLN TITLE I	0.00	0.00	0.00	0.00	0.00	3,333.75	
10 E 902 2210 1300 30 109000	LONGFELLOW TITLE I	0.00	0.00	0.00	0.00	0.00	3,333.75	
10 E 902 2210 1300 30 110000	WASHINGTON TITLE I	0.00	0.00	0.00	0.00	0.00	3,333.80	
10 E 930 2210 1300 30 105000	Title I Salary-Summer	0.00	0.00	0.00	0.00	0.00	259.60	
10 E 930 2210 1300 30 107000	Title I Salary-Summer	0.00	0.00	0.00	0.00	0.00	908.60	
10 E 930 2210 1300 30 108000	Title I Salary-Summer	0.00	0.00	0.00	0.00	0.00	8,177.40	
10 E 930 2210 1300 30 109000	Title I Salary-Summer	0.00	0.00	0.00	0.00	0.00	2,466.20	
10 E 930 2210 1300 30 110000	Title I Salary-Summer	0.00	0.00	0.00	0.00	0.00	1,168.20	
10 E 965 2210 1300 30 000000	ESSER III CERTIFIED	8,800.00	0.00	0.00	8,800.00	0.00	45.00	0.00%
10 E 000 2210 2100 00 000000	IMPROVEMENT INSTRUCTION	0.00	0.00	0.00	0.00	0.00	1,633.24	
10 E 930 2210 2100 00 105000	AD TITLE I FED TRS	0.00	53.90	188.65	-188.65	0.00	0.00	
10 E 902 2210 2100 30 000000	TITLE I FED TRS	1,637.00	0.00	0.00	1,637.00	0.00	746.25	0.00%
10 E 902 2210 2100 30 105000	AD TITLE I FED TRS	0.00	0.00	0.00	0.00	0.00	627.15	
10 E 902 2210 2100 30 107000	JE TITLE I FED TRS	0.00	0.00	180.55	-180.55	0.00	3,497.33	
10 E 902 2210 2100 30 108000	LI TITLE I FED TRS	0.00	0.00	90.27	-90.27	0.00	1,573.88	
10 E 902 2210 2100 30 109000	LO TITLE I FED TRS	0.00	0.00	0.00	0.00	0.00	388.35	
10 E 902 2210 2100 30 110000	WA TITLE I FED TRS	0.00	0.00	90.24	-90.24	0.00	1,573.78	

Expenses Monthly Short

Fiscal Year: 2024-2025
Month: January

MARION CUSD #2, IL

Account Number	Account Description	Original Budget	CY Monthly Activity	CYTD Activity	YTD Unexpended	YTD Encumbranc	Prior Fiscal Year	% of Budget
10 - EDUCATIONAL FUND								
10 E 930 2210 2100 30 000000	TITLE I: IMP INST RET	4,900.00	694.58	2,799.44	2,100.56	0.00	0.00	57.13%
10 E 965 2210 2100 30 000000	ESSER III FED TRS	700.00	0.00	690.17	9.83	0.00	3,218.37	98.60%
10 E 000 2210 2110 00 000000	IMP INST: TRS 9%	12,530.00	783.10	5,547.01	6,982.99	0.00	9,527.49	44.27%
10 E 303 2210 2110 00 000001	3 CIRCLE AG GRANT TRS	210.00	0.00	205.07	4.93	0.00	197.64	97.65%
10 E 930 2210 2110 00 105000	AD TITLE I TRS 9%	0.00	46.92	164.22	-164.22	0.00	0.00	
10 E 930 2210 2110 00 107000	JE TITLE I TRS 9%	0.00	46.92	164.22	-164.22	0.00	0.00	
10 E 930 2210 2110 00 108000	LI TITLE I TRS 9%	0.00	46.92	164.22	-164.22	0.00	0.00	
10 E 930 2210 2110 00 109000	LO TITLE I TRS 9%	0.00	46.92	164.22	-164.22	0.00	0.00	
10 E 930 2210 2110 00 110000	WA TITLE I TRS 9%	0.00	46.90	164.15	-164.15	0.00	0.00	
10 E 970 2210 2110 00 000000	10 E 970 2210 2110 00	0.00	0.00	188.74	-188.74	0.00	0.00	
10 E 902 2210 2110 30 000000	TITLE I 9% TRS	0.00	0.00	0.00	0.00	0.00	633.60	
10 E 902 2210 2110 30 105000	AD TITLE I TRS 9%	0.00	0.00	101.36	-101.36	0.00	709.80	
10 E 902 2210 2110 30 107000	JE TITLE I TRS 9%	0.00	0.00	202.73	-202.73	0.00	2,969.38	
10 E 902 2210 2110 30 108000	LI TITLE I TRS 9%	0.00	0.00	101.36	-101.36	0.00	1,336.24	
10 E 902 2210 2110 30 109000	LO TITLE I TRS 9%	0.00	0.00	0.00	0.00	0.00	329.70	
10 E 902 2210 2110 30 110000	WA TITLE I TRS 9%	0.00	0.00	101.40	-101.40	0.00	1,336.45	
10 E 930 2210 2110 30 000000	TITLE I: TRS 9.8901	4,125.00	604.58	3,028.70	1,096.30	0.00	0.00	73.42%
10 E 965 2210 2110 30 000000	ESSER III TRS	900.00	0.00	864.88	35.12	0.00	2,923.86	96.10%
10 E 000 2210 2120 00 000000	IMP INST: IMRF	1,900.00	143.34	1,006.68	893.32	0.00	1,282.73	52.98%
10 E 000 2210 2170 00 000000	IMP INST: TRS .58%	810.00	50.52	357.83	452.17	0.00	614.68	44.18%
10 E 303 2210 2170 00 000001	3 CIRCLE AG GRANT TRS .	15.00	0.00	13.23	1.77	0.00	12.74	88.20%
10 E 930 2210 2170 00 105000	AD TITLE I TRS .58%	0.00	3.02	10.57	-10.57	0.00	0.00	
10 E 930 2210 2170 00 107000	JE TITLE I TRS .58%	0.00	3.02	10.57	-10.57	0.00	0.00	
10 E 930 2210 2170 00 108000	LI TITLE I TRS .58%	0.00	3.02	10.57	-10.57	0.00	0.00	
10 E 930 2210 2170 00 109000	LO TITLE I TRS .58%	0.00	3.02	10.57	-10.57	0.00	0.00	
10 E 930 2210 2170 00 110000	WA TITLE I TRS .58%	0.00	3.06	10.71	-10.71	0.00	0.00	
10 E 970 2210 2170 00 000000	10 E 970 2210 2170 00	0.00	0.00	12.17	-12.17	0.00	0.00	
10 E 902 2210 2170 30 000000	TITLE I .58% TRS	50.00	0.00	0.00	50.00	0.00	40.85	0.00%
10 E 902 2210 2170 30 105000	AD TITLE I TRS .58%	0.00	0.00	6.56	-6.56	0.00	45.85	
10 E 902 2210 2170 30 107000	JE TITLE I TRS .58%	0.00	0.00	13.08	-13.08	0.00	191.53	
10 E 902 2210 2170 30 108000	LI TITLE I TRS .58%	0.00	0.00	6.56	-6.56	0.00	86.31	
10 E 902 2210 2170 30 109000	LO TITLE I TRS .58%	0.00	0.00	0.00	0.00	0.00	21.25	

Expenses Monthly Short

Fiscal Year: 2024-2025
Month: January

MARION CUSD #2, IL

Account Number	Account Description	Original Budget	CY Monthly Activity	CYTD Activity	YTD Unexpended	YTD Encumbranc	Prior Fiscal Year	% of Budget
10 - EDUCATIONAL FUND								
10 E 902 2210 2170 30 110000	WA TITLE I TRS .58%	0.00	0.00	6.52	-6.52	0.00	86.18	
10 E 930 2210 2170 30 000000	TITLE I: TRS .58%	270.00	39.00	195.39	74.61	0.00	0.00	72.37%
10 E 965 2210 2170 30 000000	ESSER III TRS .58%	110.00	0.00	55.79	54.21	0.00	188.61	50.72%
10 E 000 2210 2220 00 000000	IMP INST: HEALTH INSUR	20,000.00	598.28	8,616.17	11,383.83	0.00	14,939.55	43.08%
10 E 303 2210 2220 00 000001	AG 3 CIRCLE GRANT	0.00	0.00	837.04	-837.04	0.00	46.02	
10 E 930 2210 2220 00 105000	AD TITLE I HEALTH INS	0.00	79.36	278.81	-278.81	0.00	0.00	
10 E 930 2210 2220 00 107000	JE TITLE I HEALTH INS	0.00	79.36	278.81	-278.81	0.00	0.00	
10 E 930 2210 2220 00 108000	LI TITLE I HEALTH INS	0.00	79.36	278.81	-278.81	0.00	0.00	
10 E 930 2210 2220 00 109000	LO TITLE I HEALTH INS	0.00	79.36	278.81	-278.81	0.00	0.00	
10 E 930 2210 2220 00 110000	WA TITLE I HEALTH INS	0.00	79.35	278.70	-278.70	0.00	0.00	
10 E 970 2210 2220 00 000000	10 E 970 2210 2220 00	0.00	0.00	207.90	-207.90	0.00	0.00	
10 E 902 2210 2220 30 000000	TITLE I HEALTH	6,000.00	0.00	0.00	6,000.00	0.00	0.00	0.00%
10 E 902 2210 2220 30 105000	AD TITLE I HEALTH INS	0.00	0.00	0.00	0.00	0.00	996.50	
10 E 902 2210 2220 30 107000	JE TITLE I HEALTH INS	0.00	0.00	1,225.66	-1,225.66	0.00	5,480.60	
10 E 902 2210 2220 30 108000	LI TITLE I HEALTH INS	0.00	0.00	408.56	-408.56	0.00	2,491.25	
10 E 902 2210 2220 30 109000	LO TITLE I HEALTH INS	0.00	0.00	0.00	0.00	0.00	996.50	
10 E 902 2210 2220 30 110000	WA TITLE I HEALTH INS	0.00	0.00	408.56	-408.56	0.00	2,491.15	
10 E 930 2210 2220 30 000000	TITLE I: HEALTH INS	33,000.00	1,245.72	6,233.07	26,766.93	0.00	0.00	18.89%
10 E 930 2210 2220 30 105000	AD Title I Health Ins	0.00	0.00	0.00	0.00	0.00	77.84	
10 E 930 2210 2220 30 107000	JE Title I Health Ins	0.00	0.00	0.00	0.00	0.00	272.36	
10 E 930 2210 2220 30 108000	LI Title I Health Ins	0.00	0.00	0.00	0.00	0.00	2,451.34	
10 E 930 2210 2220 30 109000	LO Title I Health Ins	0.00	0.00	0.00	0.00	0.00	739.30	
10 E 930 2210 2220 30 110000	WA Title I Health Ins	0.00	0.00	0.00	0.00	0.00	350.18	
10 E 965 2210 2220 30 000000	ESSER III Health Ins	1,000.00	0.00	996.48	3.52	0.00	45.71	99.65%
10 E 000 2210 2250 00 000000	IMP INST: INS .5% TRS	2,200.00	136.62	967.69	1,232.31	0.00	1,662.12	43.99%
10 E 303 2210 2250 00 000001	HS 3 CIRCLE TRS HEALTH	40.00	0.00	35.77	4.23	0.00	34.48	89.43%
10 E 930 2210 2250 00 105000	AD TITLE I TRS HEALTH	0.00	8.18	28.63	-28.63	0.00	0.00	
10 E 930 2210 2250 00 107000	JE TITLE I TRS HEALTH	0.00	8.18	28.63	-28.63	0.00	0.00	
10 E 930 2210 2250 00 108000	LI TITLE I TRS HEALTH	0.00	8.18	28.63	-28.63	0.00	0.00	
10 E 930 2210 2250 00 109000	LO TITLE I TRS HEALTH	0.00	8.18	28.63	-28.63	0.00	0.00	
10 E 930 2210 2250 00 110000	WA TITLE I TRS HEALTH	0.00	8.20	28.70	-28.70	0.00	0.00	
10 E 970 2210 2250 00 000000	10 E 970 2210 2250 00	0.00	0.00	32.94	-32.94	0.00	0.00	

Expenses Monthly Short

Fiscal Year: 2024-2025
Month: January

MARION CUSD #2, IL

Account Number	Account Description	Original Budget	CY Monthly Activity	CYTD Activity	YTD Unexpended	YTD Encumbranc	Prior Fiscal Year	% of Budget
10 - EDUCATIONAL FUND								
10 E 902 2210 2250 30 000000	TITLE I TRS HEALTH	90.00	0.00	0.00	90.00	0.00	110.50	0.00%
10 E 902 2210 2250 30 105000	AD TITLE I TRS HEALTH	0.00	0.00	17.68	-17.68	0.00	123.80	
10 E 902 2210 2250 30 107000	JE TITLE I TRS HEALTH	0.00	0.00	35.36	-35.36	0.00	518.02	
10 E 902 2210 2250 30 108000	LI TITLE I TRS HEALTH	0.00	0.00	17.68	-17.68	0.00	233.06	
10 E 902 2210 2250 30 109000	LO TITLE I TRS HEALTH	0.00	0.00	0.00	0.00	0.00	57.50	
10 E 902 2210 2250 30 110000	WA TITLE I TRS HEALTH	0.00	0.00	17.69	-17.69	0.00	233.16	
10 E 930 2210 2250 30 000000	TITLE I: HEALT INS TRS	725.00	105.46	528.32	196.68	0.00	0.00	72.87%
10 E 965 2210 2250 30 000000	ESSER III TRS THIS	0.00	0.00	150.89	-150.89	0.00	510.15	
10 E 000 2210 3140 00 000001	IMP INST: CONTRACTUAL	12,000.00	0.00	0.00	12,000.00	0.00	0.00	0.00%
10 E 965 2210 3140 00 000000	ESSER III PURCHASE	0.00	0.00	0.00	0.00	0.00	9,610.00	
10 E 000 2210 3190 00 000000	IMP INST: AMERICORPS	21,000.00	0.00	0.00	21,000.00	0.00	16,625.00	0.00%
10 E 000 2210 3190 00 000001	Imp.Inst.-Conf.Reg.Fees	1,000.00	0.00	0.00	1,000.00	0.00	0.00	0.00%
10 E 000 2210 3190 00 000002	Imp.Inst.-Contr.	5,000.00	0.00	300.00	4,700.00	0.00	300.00	6.00%
10 E 970 2210 3190 00 000000	Computer Science Purch	1,100.00	0.00	0.00	1,100.00	0.00	0.00	0.00%
10 E 000 2210 3320 00 000000	IMP INST: TRAVEL	2,000.00	0.00	738.00	1,262.00	0.00	1,638.09	36.90%
10 E 303 2210 3320 00 000004	AG GRANT:	325.00	0.00	0.00	325.00	0.00	325.00	0.00%
10 E 970 2210 3320 00 000000	Computer Science Travel	0.00	1,027.96	2,836.61	-2,836.61	0.00	0.00	
10 E 000 2210 4100 00 000000	IMP INST: SUPPLIES	2,000.00	0.00	2,504.21	-504.21	335.28	599.35	125.
10 E 970 2210 4100 00 000000	Computer Science	10,925.00	0.00	16,226.96	-5,301.96	0.00	0.00	148.
10 E 932 2210 4100 32 000000	Title II Supplies	15,105.00	0.00	15,103.00	2.00	0.00	0.00	99.99%
10 E 000 2210 5400 00 000000	Imp of Instruction	1,000.00	0.00	0.00	1,000.00	0.00	0.00	0.00%
10 E 000 2210 6400 00 000000	IMP INST: DUES/FEES	1,500.00	439.00	1,385.15	114.85	439.00	954.00	92.34%
10 E 970 2220 4100 00 000000	Computer Science	8,127.00	0.00	0.00	8,127.00	0.00	0.00	0.00%
10 E 970 2220 5400 00 000000	Computer Science	21,500.00	0.00	23,051.00	-1,551.00	0.00	0.00	107.
10 E 000 2222 4300 00 000004	MEDIA: GRANT-STATE LIBR	3,200.00	0.00	1,490.58	1,709.42	0.00	2,137.79	46.58%
10 E 000 2222 4300 00 000005	Media:IL Retired	0.00	0.00	0.00	0.00	0.00	592.35	
10 E 000 2222 4300 00 000006	AISLE/LBSS Grant	0.00	0.00	0.00	0.00	0.00	1,499.61	
10 E 000 2222 4300 00 000007	ADK Grant	0.00	0.00	0.00	0.00	396.09	0.00	
10 E 105 2222 4300 00 000000	ADAMS MEDIA LIBRARY	1,000.00	495.27	656.75	343.25	343.15	998.20	65.68%
10 E 107 2222 4300 00 000000	JEFFERSON MEDIA LIBRARY	2,200.00	1,383.94	1,534.46	665.54	455.38	1,938.93	69.75%
10 E 108 2222 4300 00 000000	LINCOLN MEDIA LIBRARY	3,700.00	2,370.78	2,526.78	1,173.22	1,173.12	3,694.57	68.29%
10 E 109 2222 4300 00 000000	LONGFELLOW MEDIA	2,400.00	1,306.15	1,577.39	822.61	437.00	2,300.73	65.72%

Expenses Monthly Short

Fiscal Year: 2024-2025
Month: January

MARION CUSD #2, IL

Account Number	Account Description	Original Budget	CY Monthly Activity	CYTD Activity	YTD Unexpended	YTD Encumbranc	Prior Fiscal Year	% of Budget
10 - EDUCATIONAL FUND								
10 E 110 2222 4300 00 000000	WASHINGTON MEDIA	3,300.00	1,919.21	2,069.74	1,230.26	1,230.16	3,294.25	62.72%
10 E 204 2222 4300 00 000000	JH MEDIA LIBRARY	7,500.00	472.79	852.33	6,647.67	0.00	9,597.57	11.36%
10 E 303 2222 4300 00 000000	HS MEDIA LIBRARY	8,500.00	0.00	1,691.01	6,808.99	4,830.24	8,120.81	19.89%
10 E 107 2222 5400 00 000001	IASLE DISASTER GRANT	0.00	0.00	3,251.99	-3,251.99	0.00	0.00	
10 E 000 2223 4900 00 000002	MEDIA: Follett	9,900.00	0.00	0.00	9,900.00	0.00	0.00	0.00%
10 E 105 2223 4900 00 000000	ADAMS MEDIA AV	1,000.00	359.16	445.13	554.87	554.87	998.51	44.51%
10 E 107 2223 4900 00 000000	JEFFERSON MEDIA AV	1,000.00	0.00	154.50	845.50	259.80	798.05	15.45%
10 E 108 2223 4900 00 000000	LINCOLN MEDIA AV	1,000.00	326.88	412.85	587.15	0.00	999.96	41.29%
10 E 109 2223 4900 00 000000	LONGFELLOW MEDIA AV	1,000.00	793.34	879.31	120.69	111.66	999.91	87.93%
10 E 110 2223 4900 00 000000	WASHINGTON MEDIA AV	1,000.00	606.91	692.90	307.10	0.00	1,302.51	69.29%
10 E 204 2223 4900 00 000000	JH MEDIA AV	2,000.00	0.00	3,463.15	-1,463.15	0.00	582.86	173.
10 E 303 2223 4900 00 000000	HS MEDIA AV	2,000.00	0.00	815.00	1,185.00	0.00	1,505.38	40.75%
10 E 000 2225 1140 00 000000	TECH: SALARY	272,000.00	22,278.04	163,261.28	108,738.72	0.00	263,936.48	60.02%
10 E 000 2225 2120 00 000000	TECH: IMRF	13,400.00	1,049.74	7,348.18	6,051.82	0.00	12,214.29	54.84%
10 E 000 2225 2220 00 000000	TECH: HEALTH INSURANCE	35,000.00	3,191.58	22,232.22	12,767.78	0.00	32,866.44	63.52%
10 E 000 2225 3190 00 000000	TECH: CONTRACTUAL	275,000.00	1,226.35	230,956.79	44,043.21	4,975.00	184,816.50	83.98%
10 E 000 2225 3320 00 000000	TECH: TRAVEL	3,000.00	257.50	2,333.22	666.78	0.00	3,246.96	77.77%
10 E 000 2225 4100 00 000000	TECH: SUPPLIES	75,000.00	785.88	14,617.04	60,382.96	2,461.79	35,905.60	19.49%
10 E 000 2225 5400 00 000000	TECH: CAP OUTLAY	490,000.00	0.00	332,203.00	157,797.00	7,825.60	3,869.98	67.80%
10 E 000 2225 5400 00 000001	TECH: CAP OUTLAY 2500+	5,000.00	0.00	0.00	5,000.00	0.00	0.00	0.00%
10 E 000 2225 6400 00 000000	TECH: DUES/FEES	700.00	0.00	0.00	700.00	0.00	650.00	0.00%
10 E 000 2230 3160 00 000002	TESTING; JUNIOR HI	1,000.00	0.00	0.00	1,000.00	0.00	0.00	0.00%
10 E 000 2230 3160 00 000003	TESTING: HIGH SCHOOL	2,000.00	0.00	0.00	2,000.00	0.00	0.00	0.00%
10 E 902 2230 3190 30 000000	Assessment & Testing	30,500.00	0.00	0.00	30,500.00	0.00	0.00	0.00%
10 E 000 2230 4100 00 000000	TESTING: DISTRICT	5,000.00	0.00	0.00	5,000.00	0.00	0.00	0.00%
10 E 000 2310 3190 00 000000	BD FINANCIAL MANAGEMENT	25,000.00	0.00	24,610.76	389.24	0.00	23,299.41	98.44%
10 E 000 2310 3320 00 000000	BD: TRAVEL	7,000.00	0.00	2,889.60	4,110.40	0.00	6,470.53	41.28%
10 E 000 2310 3820 00 000000	BD: SUMMER YOUTH CAMPS	500.00	0.00	263.25	236.75	0.00	245.70	52.65%
10 E 000 2310 3900 00 000000	BD: OTHER	5,000.00	0.00	0.00	5,000.00	0.00	506.87	0.00%
10 E 000 2310 4100 00 000000	BD: SUPPLIES	7,000.00	326.56	1,236.10	5,763.90	570.64	7,672.23	17.66%
10 E 000 2310 6400 00 000000	BD: DUES/FEES	21,000.00	0.00	6,108.00	14,892.00	0.00	14,536.84	29.09%
10 E 000 2321 1110 00 000000	ADMIN: SALARY	168,570.00	13,990.84	98,615.05	69,954.95	0.00	163,000.08	58.50%

Expenses Monthly Short

Fiscal Year: 2024-2025
Month: January

MARION CUSD #2, IL

Account Number	Account Description	Original Budget	CY Monthly Activity	CYTD Activity	YTD Unexpended	YTD Encumbranc	Prior Fiscal Year	% of Budget
10 - EDUCATIONAL FUND								
10 E 000 2321 1150 00 000000	ADMIN: SALARY,	57,000.00	7,595.20	39,781.48	17,218.52	0.00	53,733.10	69.79%
10 E 000 2321 2100 00 000000	ADMIN: TRS-R	0.00	0.00	0.00	0.00	0.00	791.12	
10 E 000 2321 2110 00 000000	ADMIN: TRS 9%	16,675.00	1,383.70	9,753.08	6,921.92	0.00	16,120.80	58.49%
10 E 000 2321 2120 00 000000	ADMIN: IMRF	2,850.00	357.88	1,874.50	975.50	0.00	2,138.98	65.77%
10 E 000 2321 2170 00 000000	ADMIN: TRS .58%	1,075.00	89.26	629.15	445.85	0.00	1,039.92	58.53%
10 E 000 2321 2220 00 000000	ADMIN: HEALTH INSUR	30,100.00	2,891.08	16,145.52	13,954.48	0.00	23,820.62	53.64%
10 E 000 2321 2250 00 000000	ADMIN: HEALTH INS .5%	3,038.00	241.38	1,701.39	1,336.61	0.00	2,812.32	56.00%
10 E 000 2321 3320 00 000000	ADMIN: TRAVEL	3,000.00	3,369.12	6,248.68	-3,248.68	0.00	2,400.91	208.
10 E 000 2321 3900 00 000000	ADMIN: OTHER	10,000.00	0.00	0.00	10,000.00	0.00	42,870.10	0.00%
10 E 000 2321 4100 00 000000	ADMIN: SUPPLIES	69,319.00	242.22	302.13	69,016.87	183.52	2,496.94	0.44%
10 E 000 2321 5400 00 000000	ADMIN: CAP OUT - EQUIP	5,000.00	0.00	-7,681.00	12,681.00	0.00	40,287.75	-153.
10 E 000 2321 6400 00 000000	ADMIN: DUES/FEES	3,500.00	53.00	1,556.84	1,943.16	0.00	990.00	44.48%
10 E 105 2410 1110 00 000000	ADAMS PRINCIPAL SALARY	102,814.00	8,567.78	59,724.92	43,089.08	0.00	99,537.58	58.09%
10 E 107 2410 1110 00 000000	JEFFERSON PRINCIPAL	92,682.00	7,723.54	53,614.86	39,067.14	0.00	88,361.20	57.85%
10 E 108 2410 1110 00 000000	LINCOLN PRINCIPAL	207,200.00	17,279.98	119,953.26	87,246.74	0.00	200,185.52	57.89%
10 E 109 2410 1110 00 000000	LONGFELLOW PRINCIPAL	86,520.00	7,210.00	50,050.00	36,470.00	0.00	70,000.00	57.85%
10 E 110 2410 1110 00 000000	WASHINGTON PRINCIPAL	175,300.00	14,610.56	101,422.80	73,877.20	0.00	157,183.32	57.86%
10 E 204 2410 1110 00 000000	JH PRINCIPAL SALARY	274,700.00	22,891.22	159,467.46	115,232.54	0.00	265,824.60	58.05%
10 E 303 2410 1110 00 000000	HIGH SCHOOL PRINCIPAL	480,000.00	38,134.04	270,532.60	209,467.40	0.00	470,232.36	56.36%
10 E 105 2410 1150 00 000000	ADAMS PRINCIPAL	56,000.00	4,626.66	32,720.77	23,279.23	0.00	53,017.07	58.43%
10 E 107 2410 1150 00 000000	JEFFERSON PRINCIPAL	45,000.00	3,696.28	25,890.40	19,109.60	0.00	41,188.00	57.53%
10 E 108 2410 1150 00 000000	LINCOLN PRINCIPAL	43,000.00	3,513.40	24,529.40	18,470.60	0.00	39,377.44	57.05%
10 E 109 2410 1150 00 000000	LONGFELLOW PRINCIPAL	43,000.00	3,533.21	24,672.85	18,327.15	0.00	51,338.58	57.38%
10 E 110 2410 1150 00 000000	WASHINGTON PRINCIPAL	47,000.00	3,876.94	27,298.35	19,701.65	0.00	43,870.72	58.08%
10 E 204 2410 1150 00 000000	JH PRINCIPAL SECRETARY	79,000.00	6,036.54	43,835.70	35,164.30	0.00	76,824.78	55.49%
10 E 303 2410 1150 00 000000	HS PRINCIPAL SECRETARY	81,000.00	6,584.62	46,667.68	34,332.32	0.00	77,852.56	57.61%
10 E 105 2410 1200 00 000000	ADAMS PRIN SUB	200.00	0.00	0.00	200.00	0.00	0.00	0.00%
10 E 107 2410 1200 00 000000	JEFFERSON PRIN SUB	200.00	0.00	0.00	200.00	0.00	140.00	0.00%
10 E 108 2410 1200 00 000000	LINCOLN PRIN SUB	200.00	0.00	710.50	-510.50	0.00	1,084.75	355.
10 E 109 2410 1200 00 000000	LONGFELLOW PRIN SUB	200.00	0.00	0.00	200.00	0.00	0.00	0.00%
10 E 110 2410 1200 00 000000	WASHINGTON PRIN SUB	200.00	0.00	465.50	-265.50	0.00	543.00	232.
10 E 204 2410 1200 00 000000	JH PRIN SUB SECRETARY	200.00	0.00	0.00	200.00	0.00	0.00	0.00%

Expenses Monthly Short

Fiscal Year: 2024-2025
Month: January

MARION CUSD #2, IL

Account Number	Account Description	Original Budget	CY Monthly Activity	CYTD Activity	YTD Unexpended	YTD Encumbranc	Prior Fiscal Year	% of Budget
10 - EDUCATIONAL FUND								
10 E 303 2410 1200 00 000000	HS PRINCIPAL SEC SUB	2,000.00	0.00	0.00	2,000.00	0.00	0.00	0.00%
10 E 108 2410 1300 00 000000	LINCOLN PRINCIPAL EXTRA	3,800.00	316.66	2,216.62	1,583.38	0.00	3,799.92	58.33%
10 E 303 2410 2100 00 000000	HS FED TRS	0.00	0.00	0.00	0.00	0.00	-545.92	
10 E 105 2410 2110 00 000000	ADAMS PRINCIPAL TRS	10,175.00	847.36	5,084.16	5,090.84	0.00	10,694.85	49.97%
10 E 107 2410 2110 00 000000	JEFFERSON PRINCIPAL TRS	9,200.00	763.86	3,819.30	5,380.70	0.00	8,899.43	41.51%
10 E 108 2410 2110 00 000000	LINCOLN PRINCIPAL TRS	20,900.00	1,740.34	8,701.70	12,198.30	0.00	20,286.51	41.63%
10 E 109 2410 2110 00 000000	LONGFELLOW PRINCIPAL	8,550.00	713.08	3,565.40	4,984.60	0.00	8,307.62	41.70%
10 E 110 2410 2110 00 000000	WASHINGTON PRINCIPAL	17,337.00	1,445.00	7,225.00	10,112.00	0.00	16,835.02	41.67%
10 E 204 2410 2110 00 000000	JH PRINCIPAL TRS	27,170.00	2,263.96	13,229.47	13,940.53	0.00	28,230.29	48.69%
10 E 303 2410 2110 00 000000	HS PRIN TRS 9%	45,300.00	3,771.52	22,420.99	22,879.01	0.00	51,453.44	49.49%
10 E 105 2410 2120 00 000000	ADAMS PRINCIPAL IMRF	2,800.00	218.00	1,541.75	1,258.25	0.00	2,498.16	55.06%
10 E 107 2410 2120 00 000000	JEFFERSON PRINCIPAL	2,250.00	174.18	1,220.01	1,029.99	0.00	1,913.78	54.22%
10 E 108 2410 2120 00 000000	LINCOLN PRINCIPAL IMRF	2,150.00	165.56	1,155.88	994.12	0.00	1,275.34	53.76%
10 E 109 2410 2120 00 000000	LONGFELLOW PRINCIPAL	2,150.00	166.49	1,162.62	987.38	0.00	2,979.99	54.08%
10 E 110 2410 2120 00 000000	WASHINGTON PRINCIPAL	2,350.00	182.68	1,308.23	1,041.77	0.00	2,011.67	55.67%
10 E 204 2410 2120 00 000000	JH PRINCIPAL IMRF	3,950.00	193.18	1,604.75	2,345.25	0.00	3,521.48	40.63%
10 E 303 2410 2120 00 000000	HS PRINCIPAL IMRF	4,050.00	310.28	2,199.06	1,850.94	0.00	3,668.47	54.30%
10 E 105 2410 2170 00 000000	ADAMS PRINCIPAL TRS .58	675.00	54.66	327.96	347.04	0.00	690.02	48.59%
10 E 107 2410 2170 00 000000	JEFFERSON PRINCIPAL TRS	600.00	49.28	246.40	353.60	0.00	574.08	41.07%
10 E 108 2410 2170 00 000000	LINCOLN PRINCIPAL TRS .	1,400.00	112.28	562.05	837.95	0.00	1,308.71	40.15%
10 E 109 2410 2170 00 000000	LONGFELLOW PRINCIPAL	555.00	46.00	230.00	325.00	0.00	535.92	41.44%
10 E 110 2410 2170 00 000000	WASHINGTON PRINCIPAL	1,117.00	93.22	466.10	650.90	0.00	1,086.00	41.73%
10 E 204 2410 2170 00 000000	JH PRINCIPAL TRS .58%	1,750.00	146.06	859.11	890.89	0.00	1,821.18	49.09%
10 E 303 2410 2170 00 000000	HS PRINCIPAL TRS .58	3,000.00	243.30	1,446.13	1,553.87	0.00	3,319.29	48.20%
10 E 105 2410 2220 00 000000	ADAMS PRINCIPAL HEALTH	55,500.00	4,587.92	32,128.12	23,371.88	0.00	52,767.90	57.89%
10 E 107 2410 2220 00 000000	JEFFERSON PRINCIPAL	0.00	2,092.60	10,463.00	-10,463.00	0.00	0.00	
10 E 108 2410 2220 00 000000	LINCOLN PRINCIPAL	50,000.00	4,185.20	30,603.10	19,396.90	0.00	47,641.24	61.21%
10 E 109 2410 2220 00 000000	LONGFELLOW PRINCIPAL	5,500.00	0.00	0.00	5,500.00	0.00	5,223.27	0.00%
10 E 110 2410 2220 00 000000	WASHINGTON PRINCIPAL	43,000.00	3,568.26	24,807.92	18,192.08	0.00	20,691.10	57.69%
10 E 204 2410 2220 00 000000	JH PRINCIPAL HEALTH	40,500.00	2,200.80	16,401.22	24,098.78	0.00	34,944.12	40.50%
10 E 303 2410 2220 00 000000	HS PRINCIPAL HEALTH INS	83,000.00	6,120.32	41,554.32	41,445.68	0.00	69,360.88	50.07%
10 E 105 2410 2250 00 000000	ADAMS PRINCIPAL TRS	1,800.00	147.82	886.92	913.08	0.00	1,865.75	49.27%

Expenses Monthly Short

Fiscal Year: 2024-2025
Month: January

MARION CUSD #2, IL

Account Number	Account Description	Original Budget	CY Monthly Activity	CYTD Activity	YTD Unexpended	YTD Encumbranc	Prior Fiscal Year	% of Budget
10 - EDUCATIONAL FUND								
10 E 107 2410 2250 00 000000	JEFFERSON PRINCIPAL TRS	1,600.00	133.26	666.30	933.70	0.00	1,552.54	41.64%
10 E 108 2410 2250 00 000000	LINCOLN PRINCIPAL TRS	3,650.00	303.60	1,518.75	2,131.25	0.00	3,538.83	41.61%
10 E 109 2410 2250 00 000000	LONGFELLOW PRINCIPAL	1,495.00	124.40	622.00	873.00	0.00	1,449.34	41.61%
10 E 110 2410 2250 00 000000	WASHINGTON PRINCIPAL	3,025.00	252.06	1,260.30	1,764.70	0.00	2,936.87	41.66%
10 E 204 2410 2250 00 000000	JH PRINCIPAL TRS HEALTH	4,740.00	394.92	2,314.22	2,425.78	0.00	4,924.71	48.82%
10 E 303 2410 2250 00 000000	HS PRIN TRS HEALTH INS	8,000.00	657.94	3,910.66	4,089.34	0.00	8,975.88	48.88%
10 E 105 2410 3320 00 000000	ADAMS PRINCIPAL TRAVEL	1,000.00	0.00	594.20	405.80	0.00	164.00	59.42%
10 E 107 2410 3320 00 000000	JEFFERSON PRINCIPAL	1,000.00	0.00	120.00	880.00	0.00	632.70	12.00%
10 E 108 2410 3320 00 000000	LINCOLN PRINCIPAL	1,000.00	0.00	668.00	332.00	0.00	1,007.00	66.80%
10 E 109 2410 3320 00 000000	LONGFELLOW PRINCIPAL	2,000.00	0.00	120.00	1,880.00	0.00	1,999.75	6.00%
10 E 110 2410 3320 00 000000	WASHINGTON PRINCIPAL	2,000.00	0.00	1,100.00	900.00	0.00	1,396.50	55.00%
10 E 204 2410 3320 00 000000	JH PRINCIPAL TRAVEL	1,500.00	0.00	360.00	1,140.00	0.00	907.00	24.00%
10 E 303 2410 3320 00 000000	HS PRINCIPAL TRAVEL	3,000.00	0.00	1,686.00	1,314.00	0.00	1,270.00	56.20%
10 E 105 2410 4100 00 000000	ADAMS PRINCIPAL	500.00	0.00	99.98	400.02	0.00	180.00	20.00%
10 E 107 2410 4100 00 000000	JEFFERSON PRINCIPAL	250.00	0.00	0.00	250.00	0.00	60.84	0.00%
10 E 108 2410 4100 00 000000	LINCOLN PRINCIPAL	1,000.00	0.00	53.90	946.10	0.00	0.00	5.39%
10 E 109 2410 4100 00 000000	LONGFELLOW PRINCIPAL	250.00	0.00	0.00	250.00	0.00	0.00	0.00%
10 E 110 2410 4100 00 000000	WASHINGTON PRINCIPAL	250.00	0.00	0.00	250.00	0.00	0.00	0.00%
10 E 204 2410 4100 00 000000	JH PRINCIPAL SUPPLIES	600.00	0.00	0.00	600.00	0.00	0.00	0.00%
10 E 303 2410 4100 00 000000	HS PRINCIPAL SUPPLIES	1,000.00	0.00	0.00	1,000.00	713.96	357.15	0.00%
10 E 105 2410 6400 00 000000	ADAMS PRINCIPAL	700.00	0.00	436.96	263.04	0.00	424.23	62.42%
10 E 107 2410 6400 00 000000	JEFFERSON PRINCIPAL	850.00	0.00	394.00	456.00	0.00	802.43	46.35%
10 E 108 2410 6400 00 000000	LINCOLN PRINCIPAL	1,500.00	0.00	821.50	678.50	0.00	1,441.97	54.77%
10 E 109 2410 6400 00 000000	LONGFELLOW PRINCIPAL	800.00	0.00	368.00	432.00	0.00	357.00	46.00%
10 E 110 2410 6400 00 000000	WASHINGTON PRINCIPAL	1,000.00	0.00	955.00	45.00	0.00	329.00	95.50%
10 E 204 2410 6400 00 000000	JH PRINCIPAL DUES/FEES	1,200.00	0.00	1,122.33	77.67	0.00	1,092.31	93.53%
10 E 303 2410 6400 00 000000	HS PRINCIPAL DUES/FEES	2,300.00	0.00	1,445.00	855.00	0.00	2,227.71	62.83%
10 E 000 2510 1150 00 000000	BUS MAN: SALARY, SEC	102,140.00	8,511.64	59,581.48	42,558.52	0.00	97,779.60	58.33%
10 E 000 2510 2110 00 000000	10 E 000 2510 2110 00	0.00	421.86	1,687.44	-1,687.44	0.00	0.00	
10 E 000 2510 2120 00 000000	BUS MAN: IMRF	5,107.00	202.06	2,011.44	3,095.56	0.00	5,000.13	39.39%
10 E 000 2510 2170 00 000000	10 E 000 2510 2170 00	0.00	26.94	107.76	-107.76	0.00	0.00	
10 E 000 2510 2220 00 000000	BUS MAN: HEALTH INSUR	17,640.00	1,475.66	10,259.36	7,380.64	0.00	16,797.88	58.16%

Expenses Monthly Short

Fiscal Year: 2024-2025
Month: January

MARION CUSD #2, IL

Account Number	Account Description	Original Budget	CY Monthly Activity	CYTD Activity	YTD Unexpended	YTD Encumbranc	Prior Fiscal Year	% of Budget
10 - EDUCATIONAL FUND								
10 E 000 2510 2250 00 000000	10 E 000 2510 2250 00	0.00	72.86	291.44	-291.44	0.00	0.00	
10 E 000 2510 3320 00 000000	BUS MAN: TRAVEL	3,500.00	0.00	4,015.31	-515.31	0.00	2,331.37	114.
10 E 000 2510 3400 00 000000	BUS MAN: COM/POST	7,000.00	807.35	3,748.33	3,251.67	0.00	7,080.11	53.55%
10 E 000 2510 3500 00 000000	BUS MAN: ADVERTISING	3,000.00	98.00	350.86	2,649.14	0.00	1,420.40	11.70%
10 E 000 2510 3600 00 000000	BUS MAN: COPYING	2,400.00	200.00	1,800.00	600.00	0.00	2,400.00	75.00%
10 E 000 2510 4100 00 000000	BUS MAN: SUPPLIES	2,567.00	0.00	3,188.36	-621.36	0.00	4,274.86	124.
10 E 000 2510 6400 00 000000	BUS MAN: DUES/FEES	600.00	110.00	1,099.00	-499.00	450.00	15.00	183.
10 E 000 2520 1110 00 000000	Fiscal Serv: Salary	89,590.00	7,462.36	52,236.51	37,353.49	0.00	88,290.00	58.31%
10 E 000 2520 2120 00 000000	FISCAL: IMRF	4,480.00	351.64	2,461.48	2,018.52	0.00	4,160.41	54.94%
10 E 000 2520 2220 00 000000	FISCAL: HEALTH	16,775.00	1,403.48	9,757.53	7,017.47	0.00	15,976.04	58.17%
10 E 000 2520 3170 00 000000	AUDIT	24,000.00	0.00	25,270.00	-1,270.00	0.00	22,250.00	105.
10 E 000 2520 3190 00 000002	Skyward Acct. Software	34,100.00	0.00	36,357.12	-2,257.12	0.00	43,990.14	106.
10 E 000 2520 3190 00 000004	Public School Works Fee	9,000.00	0.00	0.00	9,000.00	0.00	9,458.00	0.00%
10 E 000 2520 3190 00 000005	BOND DISCLOSURE SERVICE	2,500.00	2,500.00	2,500.00	0.00	0.00	2,500.00	100.
10 E 000 2520 3320 00 000000	FISCAL: TRAVEL	3,000.00	82.20	1,599.21	1,400.79	0.00	2,805.00	53.31%
10 E 000 2520 4100 00 000000	FISCAL: SUPPLIES	7,000.00	192.05	2,056.21	4,943.79	660.85	5,928.41	29.37%
10 E 000 2520 6400 00 000000	FISCAL: DUES/FEES	3,500.00	545.00	1,844.00	1,656.00	0.00	7,234.36	52.69%
10 E 965 2540 4100 30 000000	Esser III Supplies	0.00	0.00	0.00	0.00	0.00	267.86	
10 E 965 2540 5400 30 000000	Esser III Capital	485,008.00	0.00	0.00	485,008.00	0.00	0.00	0.00%
10 E 000 2542 3190 00 000000	CRIMINAL BACKGROUND	10,000.00	1,375.00	4,190.00	5,810.00	0.00	4,290.00	41.90%
10 E 000 2545 3230 10 000000	DR ED: MAINT	1,000.00	0.00	680.19	319.81	0.00	360.00	68.02%
10 E 000 2545 4100 10 000000	DR ED: SUPPLIES	4,000.00	68.36	924.63	3,075.37	0.00	2,502.56	23.12%
10 E 000 2545 5400 10 000000	DR ED: CAP OUT	30,000.00	0.00	0.00	30,000.00	0.00	10,016.03	0.00%
10 E 000 2560 1110 84 000000	FOOD SERV: SALARY, SUP	72,100.00	6,008.34	42,058.38	30,041.62	0.00	71,069.44	58.33%
10 E 000 2560 1150 84 000000	FOOD SERV: SALARY, SEC	18,338.00	1,653.08	11,571.56	6,766.44	0.00	18,195.40	63.10%
10 E 105 2560 1190 84 000000	ADAMS FOOD SERV COOKS	90,000.00	5,599.17	56,783.39	33,216.61	0.00	85,600.20	63.09%
10 E 107 2560 1190 84 000000	JEFFERSON FOOD SERV	78,000.00	4,087.09	42,228.01	35,771.99	0.00	71,422.55	54.14%
10 E 108 2560 1190 84 000000	LINCOLN FOOD SERV COOKS	111,000.00	6,320.73	59,192.71	51,807.29	0.00	129,235.78	53.33%
10 E 109 2560 1190 84 000000	LONGFELLOW FOOD SERV	95,000.00	4,813.76	47,031.54	47,968.46	0.00	85,981.45	49.51%
10 E 110 2560 1190 84 000000	WASHINGTON FOOD SERV	115,000.00	5,382.19	58,320.29	56,679.71	0.00	92,206.53	50.71%
10 E 204 2560 1190 84 000000	JH COOK SALARY	155,000.00	7,222.56	69,758.03	85,241.97	0.00	148,981.08	45.01%
10 E 303 2560 1190 84 000000	HS FOOD SERV COOKS	170,000.00	8,999.20	85,809.42	84,190.58	0.00	133,311.36	50.48%

Expenses Monthly Short

Fiscal Year: 2024-2025
Month: January

MARION CUSD #2, IL

Account Number	Account Description	Original Budget	CY Monthly Activity	CYTD Activity	YTD Unexpended	YTD Encumbranc	Prior Fiscal Year	% of Budget
10 - EDUCATIONAL FUND								
10 E 000 2560 1200 84 000000	FOOD SERV: SALARY, SUBS	2,000.00	2,047.25	12,316.25	-10,316.25	0.00	0.00	615.
10 E 105 2560 1200 84 000000	ADAMS FOOD SERV SUB	2,000.00	0.00	0.00	2,000.00	0.00	877.00	0.00%
10 E 107 2560 1200 84 000000	JEFFERSON FOOD SERV SUB	2,000.00	0.00	0.00	2,000.00	0.00	0.00	0.00%
10 E 108 2560 1200 84 000000	LINCOLN FOOD SERV SUB	2,000.00	0.00	0.00	2,000.00	0.00	1,079.00	0.00%
10 E 109 2560 1200 84 000000	LONGFELLOW FOOD SERV	2,000.00	0.00	0.00	2,000.00	0.00	312.00	0.00%
10 E 110 2560 1200 84 000000	WASHINGTON FOOD SERV	6,000.00	0.00	0.00	6,000.00	0.00	10,635.75	0.00%
10 E 204 2560 1200 84 000000	JH SUB COOK SALARY	6,000.00	120.00	4,460.00	1,540.00	0.00	12,294.25	74.33%
10 E 303 2560 1200 84 000000	HS FOOD SERV SUB COOK	10,000.00	0.00	5.95	9,994.05	0.00	7,661.50	0.06%
10 E 960 2560 1300 30 000000	ESSER II FOOD SERVICE	0.00	0.00	0.00	0.00	0.00	3,510.00	
10 E 965 2560 1300 30 000000	ESSER III Food Service	13,870.00	0.00	4,560.00	9,310.00	0.00	18,285.00	32.88%
10 E 105 2560 1300 84 000000	ADAMS FOOD SERV HOURLY	1,000.00	0.00	23.78	976.22	0.00	0.00	2.38%
10 E 107 2560 1300 84 000000	JEFFERSON FOOD SERV	1,000.00	0.00	0.00	1,000.00	0.00	0.00	0.00%
10 E 108 2560 1300 84 000000	LINCOLN FOOD SERV	1,000.00	5.95	1,576.63	-576.63	0.00	886.80	157.
10 E 109 2560 1300 84 000000	LONGFELLOW FOOD SERV	1,000.00	47.64	786.06	213.94	0.00	60.52	78.61%
10 E 110 2560 1300 84 000000	WASHINGTON FOOD SERV	1,000.00	0.00	190.24	809.76	0.00	495.73	19.02%
10 E 204 2560 1300 84 000000	JH FOOD SERVICE HOURLY	1,000.00	176.91	1,227.02	-227.02	0.00	434.46	122.
10 E 303 2560 1300 84 000000	HS FOOD SERV HOURLY	1,000.00	0.00	124.30	875.70	0.00	549.77	12.43%
10 E 105 2560 1310 84 000000	ADAMS FOOD SERV	1,000.00	216.15	459.97	540.03	0.00	751.54	46.00%
10 E 107 2560 1310 84 000000	JEFFERSON FOOD SERV	1,000.00	0.00	0.00	1,000.00	0.00	487.06	0.00%
10 E 108 2560 1310 84 000000	LINCOLN FOOD SERV	2,500.00	0.00	789.91	1,710.09	0.00	2,253.34	31.60%
10 E 109 2560 1310 84 000000	LONGFELLOW FOOD SERV	1,000.00	0.00	132.03	867.97	0.00	726.25	13.20%
10 E 110 2560 1310 84 000000	WASHINGTON FOOD SERV	500.00	0.00	208.58	291.42	0.00	132.24	41.72%
10 E 204 2560 1310 84 000000	JH FOOD SERVICE	4,000.00	0.00	1,155.79	2,844.21	0.00	2,952.16	28.89%
10 E 303 2560 1310 84 000000	HS FOOD SERV OVERTIME	5,000.00	872.40	2,553.02	2,446.98	0.00	3,867.05	51.06%
10 E 960 2560 2120 30 000000	ESSER 2 IMRF	0.00	0.00	0.00	0.00	0.00	165.41	
10 E 965 2560 2120 30 000000	ESSER III Food IMRF	700.00	0.00	214.87	485.13	0.00	861.58	30.70%
10 E 000 2560 2120 84 000000	FOOD SERV: IMRF	4,525.00	361.02	2,527.09	1,997.91	0.00	4,206.12	55.85%
10 E 105 2560 2120 84 000000	ADAMS FOOD SERV IMRF	4,550.00	274.01	2,634.69	1,915.31	0.00	4,346.34	57.91%
10 E 107 2560 2120 84 000000	JEFFERSON FOOD SERV	3,900.00	192.59	1,989.80	1,910.20	0.00	3,347.51	51.02%
10 E 108 2560 2120 84 000000	LINCOLN FOOD SERV IMRF	5,555.00	257.04	2,507.25	3,047.75	0.00	6,237.59	45.14%
10 E 109 2560 2120 84 000000	LONGFELLOW FOOD SERV	4,800.00	229.07	2,259.37	2,540.63	0.00	4,122.32	47.07%
10 E 110 2560 2120 84 000000	WASHINGTON FOOD SERV	5,765.00	195.17	2,217.13	3,547.87	0.00	4,374.41	38.46%

Expenses Monthly Short

Fiscal Year: 2024-2025
Month: January

MARION CUSD #2, IL

Account Number	Account Description	Original Budget	CY Monthly Activity	CYTD Activity	YTD Unexpended	YTD Encumbranc	Prior Fiscal Year	% of Budget
10 - EDUCATIONAL FUND								
10 E 204 2560 2120 84 000000	JH FOOD SERVICE IMRF	7,750.00	348.65	3,372.89	4,377.11	0.00	7,179.57	43.52%
10 E 303 2560 2120 84 000000	HS FOOD SERV IMRF	8,500.00	465.14	4,169.77	4,330.23	0.00	6,490.35	49.06%
10 E 965 2560 2220 30 000000	ESSER III HEALTH INS	0.00	0.00	2,227.74	-2,227.74	0.00	4,354.58	
10 E 000 2560 2220 84 000000	FOOD SERV: HEALTH INSUR	25,200.00	2,092.60	14,548.56	10,651.44	0.00	7,971.84	57.73%
10 E 105 2560 2220 84 000000	ADAMS FOOD SERV HEALTH	30,650.00	2,127.20	12,233.87	18,416.13	0.00	29,166.48	39.91%
10 E 107 2560 2220 84 000000	JEFFERSON FOOD SERV	9,500.00	0.00	0.00	9,500.00	0.00	0.00	0.00%
10 E 108 2560 2220 84 000000	LINCOLN FOOD SERV	9,500.00	0.00	0.00	9,500.00	0.00	0.00	0.00%
10 E 109 2560 2220 84 000000	LONGFELLOW FOOD SERV	9,600.00	1,063.60	5,853.09	3,746.91	0.00	9,116.64	60.97%
10 E 110 2560 2220 84 000000	WASHINGTON FOOD SERV	9,500.00	0.00	0.00	9,500.00	0.00	0.00	0.00%
10 E 204 2560 2220 84 000000	JH FOOD SERVICE HEALTH	25,000.00	3,402.76	21,469.26	3,530.74	0.00	20,457.10	85.88%
10 E 303 2560 2220 84 000000	HS FOOD SERV HEALTH	52,000.00	5,741.92	31,415.22	20,584.78	0.00	49,216.14	60.41%
10 E 000 2560 3190 84 000000	FOOD SERV: OTHER	10,000.00	0.00	3,000.25	6,999.75	0.00	39.50	30.00%
10 E 105 2560 3190 84 000000	ADAMS FOOD SERV OTHER	2,000.00	63.36	548.12	1,451.88	218.24	0.00	27.41%
10 E 107 2560 3190 84 000000	JEFFERSON FOOD SERV	2,000.00	77.44	2,666.08	-666.08	63.36	0.00	133.
10 E 108 2560 3190 84 000000	LINCOLN FOOD SERV OTHER	7,000.00	77.44	502.99	6,497.01	63.36	-5,974.81	7.19%
10 E 109 2560 3190 84 000000	LONGFELLOW FOOD SERV	15,000.00	596.84	6,715.64	8,284.36	1,085.02	12,567.14	44.77%
10 E 110 2560 3190 84 000000	WASHINGTON FOOD SERV	11,000.00	1,042.30	5,731.87	5,268.13	1,423.99	8,717.82	52.11%
10 E 204 2560 3190 84 000000	JH FOOD SERV OTHER	2,000.00	172.26	742.50	1,257.50	140.80	0.00	37.13%
10 E 303 2560 3190 84 000000	HS FOOD SERV PURCHASED	2,000.00	211.20	1,165.67	834.33	225.28	0.00	58.28%
10 E 000 2560 3230 84 000000	FOOD SERV: MAINT - REPR	3,000.00	0.00	0.00	3,000.00	2,786.66	1,569.41	0.00%
10 E 105 2560 3230 84 000000	ADAMS FOOD SERV	4,100.00	1,475.45	1,475.45	2,624.55	0.00	723.05	35.99%
10 E 107 2560 3230 84 000000	JEFFERSON FOOD SERV	2,000.00	947.55	947.55	1,052.45	0.00	1,460.52	47.38%
10 E 108 2560 3230 84 000000	LINCOLN FOOD SERV	3,000.00	0.00	2,805.08	194.92	0.00	2,392.39	93.50%
10 E 109 2560 3230 84 000000	LONGFELLOW FOOD SERV	4,000.00	346.48	759.74	3,240.26	0.00	2,216.75	18.99%
10 E 110 2560 3230 84 000000	WASHINGTON FOOD SERV	3,500.00	0.00	0.00	3,500.00	458.51	3,496.82	0.00%
10 E 204 2560 3230 84 000000	JH FOOD SERV	4,500.00	0.00	2,873.64	1,626.36	0.00	2,538.22	63.86%
10 E 303 2560 3230 84 000000	HS FOOD SERV	10,000.00	0.00	2,441.40	7,558.60	0.00	5,622.12	24.41%
10 E 000 2560 3320 84 000000	FOOD SERV: TRAVEL	1,000.00	0.00	0.00	1,000.00	0.00	1,095.24	0.00%
10 E 105 2560 3320 84 000000	ADAMS FOOD SERV TRAVEL	500.00	0.00	340.00	160.00	0.00	226.80	68.00%
10 E 107 2560 3320 84 000000	JEFFERSON FOOD SERV	100.00	0.00	0.00	100.00	0.00	0.00	0.00%
10 E 108 2560 3320 84 000000	LINCOLN FOOD SERV	100.00	0.00	0.00	100.00	0.00	0.00	0.00%
10 E 109 2560 3320 84 000000	LONGFELLOW FOOD SERV	100.00	0.00	0.00	100.00	0.00	0.00	0.00%

Expenses Monthly Short

Fiscal Year: 2024-2025
Month: January

MARION CUSD #2, IL

Account Number	Account Description	Original Budget	CY Monthly Activity	CYTD Activity	YTD Unexpended	YTD Encumbranc	Prior Fiscal Year	% of Budget
10 - EDUCATIONAL FUND								
10 E 110 2560 3320 84 000000	WASHINGTON FOOD SERV	100.00	0.00	0.00	100.00	0.00	0.00	0.00%
10 E 303 2560 3320 84 000000	HS FOOD SERV TRAVEL	100.00	0.00	0.00	100.00	0.00	0.00	0.00%
10 E 000 2560 4100 84 000000	FOOD SERV: SUPPLIES	60,000.00	2,536.63	9,924.54	50,075.46	3,582.89	25,201.44	16.54%
10 E 000 2560 4100 84 429900	Supply Chain Assist	0.00	0.00	6,029.31	-6,029.31	0.00	152,661.60	
10 E 105 2560 4100 84 000000	ADAMS FOOD SERV	75,000.00	6,450.76	48,086.82	26,913.18	257.31	63,153.75	64.12%
10 E 107 2560 4100 84 000000	JEFFERSON FOOD SERV	95,000.00	9,398.07	55,189.62	39,810.38	335.71	84,542.48	58.09%
10 E 108 2560 4100 84 000000	LINCOLN FOOD SERV	160,000.00	12,194.64	94,282.50	65,717.50	126.69	160,462.93	58.93%
10 E 109 2560 4100 84 000000	LONGFELLOW FOOD SERV	90,000.00	7,659.89	53,337.04	36,662.96	414.62	89,364.49	59.26%
10 E 110 2560 4100 84 000000	WASHINGTON FOOD SERV	125,000.00	13,519.30	93,281.50	31,718.50	1,018.75	118,871.23	74.63%
10 E 204 2560 4100 84 000000	JH FOOD SERVICE	230,000.00	24,073.41	147,092.12	82,907.88	326.24	226,665.92	63.95%
10 E 303 2560 4100 84 000000	HS FOOD SERV SUPPLIES	225,000.00	23,451.12	117,582.91	107,417.09	2,810.60	219,726.40	52.26%
10 E 000 2560 5400 84 000000	Food Service Equipment	1,800.00	0.00	3,011.22	-1,211.22	0.00	1,754.00	167.
10 E 105 2560 5400 84 000000	ADAMS FOOD SERV	1,000.00	0.00	0.00	1,000.00	0.00	0.00	0.00%
10 E 107 2560 5400 84 000000	JEFFERSON FOOD SERV	4,000.00	0.00	0.00	4,000.00	0.00	0.00	0.00%
10 E 108 2560 5400 84 000000	LINCOLN FOOD SERV	4,000.00	0.00	0.00	4,000.00	339.99	0.00	0.00%
10 E 109 2560 5400 84 000000	LONGFELLOW FOOD SERV	25,000.00	0.00	0.00	25,000.00	0.00	0.00	0.00%
10 E 110 2560 5400 84 000000	WASHINGTON FOOD SERV	4,000.00	0.00	0.00	4,000.00	0.00	0.00	0.00%
10 E 204 2560 5400 84 000000	JH FOOD SERV CAPITAL	5,000.00	0.00	0.00	5,000.00	0.00	0.00	0.00%
10 E 303 2560 5400 84 000000	HS FOOD SERV CAPITAL	25,000.00	0.00	0.00	25,000.00	0.00	0.00	0.00%
10 E 000 2560 6400 84 000000	FOOD SERV: DUES/FEES	2,000.00	0.00	0.00	2,000.00	0.00	0.00	0.00%
10 E 930 2900 4100 30 000000	TITLE I: HOMELESS	0.00	0.00	194.73	-194.73	915.87	0.00	
10 E 902 3900 1140 30 000000	TITLE I COM SERVICE	10,000.00	0.00	0.00	10,000.00	0.00	0.00	0.00%
10 E 902 3900 1140 30 105000	ADAMS TITLE I COM SER	0.00	0.00	1,544.92	-1,544.92	0.00	7,942.97	
10 E 902 3900 1140 30 107000	JEFF TITLE I COM SER	0.00	0.00	1,815.12	-1,815.12	0.00	13,627.65	
10 E 902 3900 1140 30 108000	LINC TITLE I COM SER	0.00	0.00	2,085.24	-2,085.24	0.00	10,644.44	
10 E 902 3900 1140 30 109000	LONG TITLE I COM SER	0.00	0.00	1,815.12	-1,815.12	0.00	4,959.90	
10 E 902 3900 1140 30 110000	WASH TITLE I COM SER	0.00	0.00	1,815.12	-1,815.12	0.00	9,293.45	
10 E 930 3900 1140 30 000000	TITLE I: COM. SERV SAL	59,706.00	0.00	0.00	59,706.00	0.00	0.00	0.00%
10 E 930 3900 1140 30 105000	AD TITLE SALARY	0.00	1,161.74	6,478.36	-6,478.36	0.00	840.00	
10 E 930 3900 1140 30 107000	JE TITLE SALARY	0.00	1,161.74	6,478.36	-6,478.36	0.00	840.00	
10 E 930 3900 1140 30 108000	LI TITLE SALARY	0.00	1,161.74	6,436.42	-6,436.42	0.00	840.00	
10 E 930 3900 1140 30 109000	LO TITLE SALARY	0.00	1,161.74	6,394.48	-6,394.48	0.00	840.00	

Expenses Monthly Short

Fiscal Year: 2024-2025
Month: January

MARION CUSD #2, IL

Account Number	Account Description	Original Budget	CY Monthly Activity	CYTD Activity	YTD Unexpended	YTD Encumbranc	Prior Fiscal Year	% of Budget
10 - EDUCATIONAL FUND								
10 E 930 3900 1140 30 110000	WA TITLE SALARY	0.00	1,161.80	6,394.68	-6,394.68	0.00	840.00	
10 E 902 3900 2100 30 105000	AD TITLE I FED TRS	0.00	0.00	0.00	0.00	0.00	1,105.27	
10 E 902 3900 2100 30 107000	JE TITLE I FED TRS	0.00	0.00	0.00	0.00	0.00	1,798.81	
10 E 902 3900 2100 30 108000	LI TITLE I FED TRS	0.00	0.00	0.00	0.00	0.00	1,482.76	
10 E 902 3900 2100 30 109000	LO TITLE I FED TRS	0.00	0.00	0.00	0.00	0.00	789.10	
10 E 902 3900 2100 30 110000	WA TITLE I FED TRS	0.00	0.00	0.00	0.00	0.00	1,294.17	
10 E 930 3900 2100 30 000000	TITLE I FED TRS	7,000.00	0.00	23.85	6,976.15	0.00	0.00	0.34%
10 E 930 3900 2100 30 105000	AD TITLE I FED TRS	0.00	132.00	553.36	-553.36	0.00	0.00	
10 E 930 3900 2100 30 107000	JE TITLE I FED TRS	0.00	132.00	553.36	-553.36	0.00	0.00	
10 E 930 3900 2100 30 108000	LI TITLE I FED TRS	0.00	132.00	553.36	-553.36	0.00	0.00	
10 E 930 3900 2100 30 109000	LO TITLE I FED TRS	0.00	132.00	553.36	-553.36	0.00	0.00	
10 E 930 3900 2100 30 110000	WA TITLE I FED TRS	0.00	132.02	553.46	-553.46	0.00	0.00	
10 E 902 3900 2110 30 000000	TITLE I 9.4% TRS	6,000.00	0.00	0.00	6,000.00	0.00	0.00	0.00%
10 E 902 3900 2110 30 105000	AD TITLE I TRS	0.00	0.00	0.00	0.00	0.00	938.30	
10 E 902 3900 2110 30 107000	JE TITLE I TRS	0.00	0.00	0.00	0.00	0.00	1,527.36	
10 E 902 3900 2110 30 108000	LI TITLE I TRS	0.00	0.00	0.00	0.00	0.00	1,258.93	
10 E 902 3900 2110 30 109000	LO TITLE I TRS	0.00	0.00	0.00	0.00	0.00	670.14	
10 E 902 3900 2110 30 110000	WA TITLE I TRS	0.00	0.00	0.00	0.00	0.00	1,098.76	
10 E 930 3900 2110 30 000000	TITLE I 9% TRS	0.00	0.00	20.75	-20.75	0.00	0.00	
10 E 930 3900 2110 30 105000	AD TITLE I TRS	0.00	114.90	640.74	-640.74	0.00	0.00	
10 E 930 3900 2110 30 107000	JE TITLE I TRS	0.00	114.90	640.74	-640.74	0.00	0.00	
10 E 930 3900 2110 30 108000	LI TITLE I TRS	0.00	114.90	640.74	-640.74	0.00	0.00	
10 E 930 3900 2110 30 109000	LO TITLE I TRS	0.00	114.90	640.74	-640.74	0.00	0.00	
10 E 930 3900 2110 30 110000	WA TITLE I TRS	0.00	114.90	640.65	-640.65	0.00	0.00	
10 E 902 3900 2170 30 105000	AD TITLE I .58% TRS	0.00	0.00	0.00	0.00	0.00	60.54	
10 E 902 3900 2170 30 107000	JE TITLE I .58% TRS	0.00	0.00	0.00	0.00	0.00	98.54	
10 E 902 3900 2170 30 108000	LI TITLE I .58% TRS	0.00	0.00	0.00	0.00	0.00	81.31	
10 E 902 3900 2170 30 109000	LO TITLE I .58% TRS	0.00	0.00	0.00	0.00	0.00	43.29	
10 E 902 3900 2170 30 110000	WA TITLE I .58% TRS	0.00	0.00	0.00	0.00	0.00	70.60	
10 E 930 3900 2170 30 000000	TITLE I .58% TRS	380.00	0.00	1.35	378.65	0.00	0.00	0.36%
10 E 930 3900 2170 30 105000	AD TITLE I: .58% TRS	0.00	7.42	41.36	-41.36	0.00	0.00	
10 E 930 3900 2170 30 107000	JE TITLE I: .58% TRS	0.00	7.42	41.36	-41.36	0.00	0.00	

Expenses Monthly Short

Fiscal Year: 2024-2025
Month: January

MARION CUSD #2, IL

Account Number	Account Description	Original Budget	CY Monthly Activity	CYTD Activity	YTD Unexpended	YTD Encumbranc	Prior Fiscal Year	% of Budget
10 - EDUCATIONAL FUND								
10 E 930 3900 2170 30 108000	LI TITLE I: .58% TRS	0.00	7.42	41.36	-41.36	0.00	0.00	
10 E 930 3900 2170 30 109000	LO TITLE I: .58% TRS	0.00	7.42	41.36	-41.36	0.00	0.00	
10 E 930 3900 2170 30 110000	WA TITLE I: .58% TRS	0.00	7.38	41.22	-41.22	0.00	0.00	
10 E 902 3900 2220 30 105000	AD Title I Health Ins	0.00	0.00	311.48	-311.48	0.00	1,437.18	
10 E 902 3900 2220 30 107000	JE Title I Health Ins	0.00	0.00	311.48	-311.48	0.00	2,732.63	
10 E 902 3900 2220 30 108000	LI Title I Health Ins	0.00	0.00	311.48	-311.48	0.00	1,437.18	
10 E 902 3900 2220 30 109000	LO Title I Health Ins	0.00	0.00	311.48	-311.48	0.00	141.73	
10 E 902 3900 2220 30 110000	WA Title I Health Ins	0.00	0.00	311.50	-311.50	0.00	1,437.04	
10 E 930 3900 2220 30 105000	10 E 930 3900 2220 30	0.00	289.04	1,641.20	-1,641.20	0.00	0.00	
10 E 930 3900 2220 30 107000	10 E 930 3900 2220 30	0.00	289.04	1,641.20	-1,641.20	0.00	0.00	
10 E 930 3900 2220 30 108000	10 E 930 3900 2220 30	0.00	289.04	1,641.20	-1,641.20	0.00	0.00	
10 E 930 3900 2220 30 109000	10 E 930 3900 2220 30	0.00	289.04	1,641.20	-1,641.20	0.00	0.00	
10 E 930 3900 2220 30 110000	10 E 930 3900 2220 30	0.00	289.00	1,640.97	-1,640.97	0.00	0.00	
10 E 902 3900 2250 30 000000	TITLE I THIS INS	1,600.00	0.00	0.00	1,600.00	0.00	0.00	0.00%
10 E 902 3900 2250 30 105000	AD TITLE I TRS HEALTH	0.00	0.00	0.00	0.00	0.00	163.74	
10 E 902 3900 2250 30 107000	JE TITLE I TRS HEALTH	0.00	0.00	0.00	0.00	0.00	266.30	
10 E 902 3900 2250 30 108000	LI TITLE I TRS HEALTH	0.00	0.00	0.00	0.00	0.00	219.61	
10 E 902 3900 2250 30 109000	LO TITLE I TRS HEALTH	0.00	0.00	0.00	0.00	0.00	116.80	
10 E 902 3900 2250 30 110000	WA TITLE I TRS HEALTH	0.00	0.00	0.00	0.00	0.00	191.85	
10 E 930 3900 2250 30 000000	TITLE I TRS HEALTH	1,030.00	0.00	3.60	1,026.40	0.00	0.00	0.35%
10 E 930 3900 2250 30 105000	AD TITLE I TRS HEALTH	0.00	20.04	111.75	-111.75	0.00	0.00	
10 E 930 3900 2250 30 107000	JE TITLE I TRS HEALTH	0.00	20.04	111.75	-111.75	0.00	0.00	
10 E 930 3900 2250 30 108000	LI TITLE I TRS HEALTH	0.00	20.04	111.75	-111.75	0.00	0.00	
10 E 930 3900 2250 30 109000	LO TITLE I TRS HEALTH	0.00	20.04	111.75	-111.75	0.00	0.00	
10 E 930 3900 2250 30 110000	WA TITLE I TRS HEALTH	0.00	20.04	111.78	-111.78	0.00	0.00	
10 E 971 3900 3190 00 000000	Stronger Connections	36,000.00	10,589.10	35,589.10	410.90	0.00	0.00	98.86%
10 E 000 3901 1140 00 000000	AFTERCATS SALARY	1,000.00	0.00	0.00	1,000.00	0.00	52.00	0.00%
10 E 105 3901 1140 00 000000	ADAMS AFTERCATS SALARY	21,000.00	1,606.40	11,473.39	9,526.61	0.00	12,855.57	54.64%
10 E 107 3901 1140 00 000000	JEFFERSON AFTERCATS	20,000.00	869.06	4,862.30	15,137.70	0.00	10,298.49	24.31%
10 E 108 3901 1140 00 000000	LINCOLN AFTERCATS	29,000.00	2,293.05	14,870.79	14,129.21	0.00	27,910.28	51.28%
10 E 109 3901 1140 00 000000	LONGFELLOW AFTERCATS	28,000.00	2,017.95	13,269.57	14,730.43	0.00	17,241.72	47.39%
10 E 110 3901 1140 00 000000	WASHINGTON AFTERCATS	36,000.00	1,133.28	5,321.64	30,678.36	0.00	16,444.23	14.78%

Expenses Monthly Short

Fiscal Year: 2024-2025
Month: January

MARION CUSD #2, IL

Account Number	Account Description	Original Budget	CY Monthly Activity	CYTD Activity	YTD Unexpended	YTD Encumbranc	Prior Fiscal Year	% of Budget
10 - EDUCATIONAL FUND								
10 E 204 3901 1140 00 000000	JH AFTERCATS SALARY	16,000.00	715.58	6,426.82	9,573.18	0.00	13,377.72	40.17%
10 E 000 3901 2120 00 000000	AFTERCATS: IMRF	0.00	0.00	0.00	0.00	0.00	1.23	
10 E 105 3901 2120 00 000000	ADAMS AFTERCATS IMRF	100.00	0.00	0.00	100.00	0.00	0.00	0.00%
10 E 107 3901 2120 00 000000	JEFFERSON AFTERCATS	600.00	27.88	109.05	490.95	0.00	556.59	18.18%
10 E 108 3901 2120 00 000000	LINCOLN AFTERCATS IMRF	1,200.00	25.80	286.86	913.14	0.00	1,096.22	23.91%
10 E 109 3901 2120 00 000000	LONGFELLOW AFTERCATS	1,200.00	85.37	600.75	599.25	0.00	1,053.58	50.06%
10 E 110 3901 2120 00 000000	WASHINGTON AFTERCATS	1,000.00	53.41	250.77	749.23	0.00	918.23	25.08%
10 E 204 3901 2120 00 000000	JH AFTERCATS IMRF	900.00	33.72	294.26	605.74	0.00	727.97	32.70%
10 E 107 3901 2220 00 000000	10 E 107 3901 2220 00	0.00	693.43	1,577.83	-1,577.83	0.00	0.00	
10 E 109 3901 2220 00 000000	10 E 109 3901 2220 00	0.00	443.97	1,546.76	-1,546.76	0.00	0.00	
10 E 204 3901 2220 00 000000	JH AFTERCATS HEALTH	9,600.00	310.04	2,437.37	7,162.63	0.00	9,116.82	25.39%
10 E 204 3901 4000 00 000000	AFTERCATS SUPPLIES	1,200.00	0.00	0.00	1,200.00	0.00	1,011.25	0.00%
10 E 000 4120 3190 12 000000	WCSED: BILLING	5,093,631.00	612,868.80	3,013,328.95	2,080,302.05	0.00	4,287,872.00	59.16%
10 E 000 4120 3190 12 000001	WCSED:ORPHANAGE	47,800.00	0.00	44,309.78	3,490.22	0.00	104,439.84	92.70%
10 E 000 4120 3190 12 000002	WCES IDEA FT	988,461.00	120,942.08	555,899.64	432,561.36	0.00	1,125,795.00	56.24%
10 E 000 4120 3190 12 000004	WCES IDEA-PS FT	26,706.00	3,382.49	15,323.53	11,382.47	0.00	29,760.00	57.38%
10 E 000 4120 3190 12 000005	WCES CRSE-FT	546,520.00	136,629.95	273,259.90	273,260.10	0.00	546,519.80	50.00%
10 E 000 4120 3190 12 000006	PRIVATE FACILITY	50,000.00	0.00	15,358.97	34,641.03	0.00	61,076.09	30.72%
10 E 000 4120 3190 12 000009	WCES: PRE K	63,719.00	0.00	32,554.00	31,165.00	0.00	51,346.00	51.09%
10 E 000 4190 3190 00 000001	FOUNDATION GRANTS	10,000.00	1,437.65	1,437.65	8,562.35	4,901.51	38,292.86	14.38%
10 E 000 4190 3190 00 000003	ROE TUITION ECHO	170,000.00	0.00	38,242.00	131,758.00	0.00	134,231.18	22.50%
10 E 000 4190 3190 00 000004	CITY OF MARION SRO	500,000.00	0.00	124,980.59	375,019.41	0.00	382,232.21	25.00%
10 - --- ---- ---- -- ------		**42,858,756.**	**3,465,108.07**	**23,392,935.**	**19,465,820.**	**211,428.36**	**37,433,224.**	**54.58%**
20 - OPERATIONS & MAINTENANCE FUND								
20 E 000 2533 3010 00 000000	STORM SHELTER	5,000.00	0.00	0.00	5,000.00	0.00	0.00	0.00%
20 E 000 2533 3010 00 000707	3 Yr Asbestos Plan	1,000.00	0.00	0.00	1,000.00	0.00	0.00	0.00%
20 E 000 2533 3010 00 000804	DISTRICT WIDE BLEACHER	5,000.00	0.00	0.00	5,000.00	0.00	0.00	0.00%
20 E 000 2533 3010 00 000805	DISTRICT WIDE ROOF	10,000.00	0.00	0.00	10,000.00	0.00	7,875.00	0.00%
20 E 000 2533 5230 03 000000	BAYSINGER ARCH FEES	50,000.00	2,214.26	2,214.26	47,785.74	0.00	0.00	4.43%
20 E 965 2533 5230 30 000000	ESSER III ARCH	25,000.00	0.00	5,180.17	19,819.83	0.00	82,284.75	20.72%
20 E 965 2535 5230 30 000000	ESSER III HVAC	500,000.00	0.00	472,543.70	27,456.30	0.00	2,034,707.90	94.51%
20 E 000 2542 1150 00 000000	O & M Secretary	18,400.00	1,653.08	11,571.36	6,828.64	0.00	16,594.52	62.89%

Expenses Monthly Short

Fiscal Year: 2024-2025
Month: January

MARION CUSD #2, IL

Account Number	Account Description	Original Budget	CY Monthly Activity	CYTD Activity	YTD Unexpended	YTD Encumbranc	Prior Fiscal Year	% of Budget
20 - OPERATIONS & MAINTENANCE FUND								
20 E 000 2542 1190 00 000000	MAINT: SALARY,	500,000.00	35,814.28	252,315.38	247,684.62	0.00	424,596.01	50.46%
20 E 105 2542 1190 00 000000	ADAMS CUSTODIAN SALARY	115,000.00	7,025.48	54,908.84	60,091.16	0.00	84,818.75	47.75%
20 E 107 2542 1190 00 000000	JEFFERSON CUSTODIAN	108,000.00	7,314.50	47,271.70	60,728.30	0.00	78,992.00	43.77%
20 E 108 2542 1190 00 000000	LINCOLN CUSTODIAN	107,000.00	8,188.83	44,237.79	62,762.21	0.00	98,049.80	41.34%
20 E 109 2542 1190 00 000000	LONGFELLOW CUSTODIAN	80,000.00	6,544.80	44,357.44	35,642.56	0.00	69,896.08	55.45%
20 E 110 2542 1190 00 000000	WASHINGTON CUSTODIAN	121,000.00	10,352.80	71,128.55	49,871.45	0.00	101,350.85	58.78%
20 E 204 2542 1190 00 000000	JH CUSTODIAN SALARY	183,000.00	10,219.88	72,998.72	110,001.28	0.00	138,012.84	39.89%
20 E 303 2542 1190 00 000000	HS CUSTODIAN SALARY	322,000.00	32,230.05	219,772.90	102,227.10	0.00	286,779.20	68.25%
20 E 000 2542 1200 00 000000	Maint: salary,	35,000.00	672.34	32,327.60	2,672.40	0.00	21,495.15	92.36%
20 E 105 2542 1200 00 000000	ADAMS SUB/EXTRA	1,000.00	0.00	0.00	1,000.00	0.00	0.00	0.00%
20 E 107 2542 1200 00 000000	JEFFERSON SUB/EXTRA	10,000.00	0.00	0.00	10,000.00	0.00	689.00	0.00%
20 E 108 2542 1200 00 000000	LINCOLN SUB/EXTRA	10,000.00	167.13	5,382.13	4,617.87	0.00	6,343.55	53.82%
20 E 109 2542 1200 00 000000	LONGFEFLLOW SUB/EXTRA	4,000.00	0.00	0.00	4,000.00	0.00	315.00	0.00%
20 E 110 2542 1200 00 000000	WASHINGTON SUB/EXTRA	15,000.00	0.00	0.00	15,000.00	0.00	10,736.49	0.00%
20 E 204 2542 1200 00 000000	JH SUB/EXTRA CUSTODIAN	30,000.00	236.00	5,370.50	24,629.50	0.00	29,360.20	17.90%
20 E 303 2542 1200 00 000000	HS SUB/EXTRA CUSTODIAN	25,000.00	483.00	7,140.00	17,860.00	0.00	22,867.00	28.56%
20 E 000 2542 1210 00 000000	UPKP BLD: TEMP WORK	35,000.00	1,268.25	19,335.45	15,664.55	0.00	12,041.00	55.24%
20 E 105 2542 1210 00 000000	ADAMS CUSTODIAN TEMP	22,000.00	0.00	570.50	21,429.50	0.00	19,208.00	2.59%
20 E 107 2542 1210 00 000000	JEFFERSON CUSTODIAN	14,000.00	932.00	1,044.00	12,956.00	0.00	12,179.50	7.46%
20 E 108 2542 1210 00 000000	LINCOLN CUSTODIAN TEMP	15,000.00	0.00	224.00	14,776.00	0.00	10,084.25	1.49%
20 E 109 2542 1210 00 000000	LONGFELLOW CUSTODIAN	15,000.00	0.00	10,503.50	4,496.50	0.00	11,554.50	70.02%
20 E 110 2542 1210 00 000000	WASHINGTON CUSTODIAN	20,000.00	527.00	3,267.50	16,732.50	0.00	14,743.50	16.34%
20 E 204 2542 1210 00 000000	JH CUSTODIAN TEMP	10,000.00	2,190.25	4,360.25	5,639.75	0.00	5,931.25	43.60%
20 E 303 2542 1210 00 000000	HS CUSTODIAN TEMP	20,000.00	1,051.25	10,221.25	9,778.75	0.00	16,947.54	51.11%
20 E 000 2542 1300 00 000000	Maint: Salary, Overtime	15,000.00	1,668.66	7,782.50	7,217.50	0.00	10,483.61	51.88%
20 E 105 2542 1300 00 000000	ADAMS CUSTODIAN	2,000.00	0.00	257.91	1,742.09	0.00	1,327.00	12.90%
20 E 107 2542 1300 00 000000	JEFFERSON CUSTODIAN	20,000.00	0.00	361.03	19,638.97	0.00	15,229.30	1.81%
20 E 108 2542 1300 00 000000	LINCOLN CUSTODIAN	4,000.00	156.53	2,674.52	1,325.48	0.00	2,608.38	66.86%
20 E 109 2542 1300 00 000000	LONGFELLOW CUSTODIAN	1,000.00	0.00	55.19	944.81	0.00	428.38	5.52%
20 E 110 2542 1300 00 000000	WASHINGTON CUSTODIAN	4,000.00	0.00	0.00	4,000.00	0.00	2,673.51	0.00%
20 E 204 2542 1300 00 000000	JH CUSTODIAN OVERTIME	12,000.00	13.54	20.31	11,979.69	0.00	10,991.70	0.17%
20 E 303 2542 1300 00 000000	HS CUSTODIAN OVERTIME	25,000.00	1,719.90	11,651.69	13,348.31	0.00	17,401.66	46.61%

Expenses Monthly Short

Fiscal Year: 2024-2025
Month: January

MARION CUSD #2, IL

Account Number	Account Description	Original Budget	CY Monthly Activity	CYTD Activity	YTD Unexpended	YTD Encumbranc	Prior Fiscal Year	% of Budget
20 - OPERATIONS & MAINTENANCE FUND								
20 E 000 2542 2120 00 000000	MAINT: IMRF	28,750.00	1,859.18	13,044.95	15,705.05	0.00	21,282.75	45.37%
20 E 105 2542 2120 00 000000	ADAMS CUSTODIAN IMRF	6,000.00	326.04	2,321.50	3,678.50	0.00	3,339.98	38.69%
20 E 107 2542 2120 00 000000	JEFFERSON CUSTODIAN	6,000.00	344.65	2,244.44	3,755.56	0.00	4,439.79	37.41%
20 E 108 2542 2120 00 000000	LINCOLN CUSTODIAN IMRF	6,000.00	393.52	2,210.76	3,789.24	0.00	4,859.38	36.85%
20 E 109 2542 2120 00 000000	LONGFELLOW CUSTODIAN	4,000.00	308.39	2,092.74	1,907.26	0.00	3,313.63	52.32%
20 E 110 2542 2120 00 000000	WASHINGTON CUSTODIAN	7,000.00	487.83	3,351.58	3,648.42	0.00	5,129.70	47.88%
20 E 204 2542 2120 00 000000	JH CUSTODIAN IMRF	9,500.00	449.02	3,370.56	6,129.44	0.00	8,004.34	35.48%
20 E 303 2542 2120 00 000000	HS CUSTODIAN IMRF	16,000.00	1,599.71	10,904.80	5,095.20	0.00	14,098.45	68.16%
20 E 000 2542 2220 00 000000	Maint: Health Insur	67,000.00	4,185.20	29,097.12	37,902.88	0.00	47,641.24	43.43%
20 E 105 2542 2220 00 000000	ADAMS CUSTODIAN HEALTH	47,000.00	3,846.96	27,642.27	19,357.73	0.00	43,790.68	58.81%
20 E 107 2542 2220 00 000000	JEFFERSON CUSTODIAN	40,000.00	3,230.02	21,582.06	18,417.94	0.00	36,767.94	53.96%
20 E 108 2542 2220 00 000000	LINCOLN CUSTODIAN	20,000.00	799.55	5,547.77	14,452.23	0.00	16,439.01	27.74%
20 E 109 2542 2220 00 000000	LONGFELLOW CUSTODIAN	25,000.00	1,754.36	12,196.96	12,803.04	0.00	19,970.06	48.79%
20 E 110 2542 2220 00 000000	WASHINGTON CUSTODIAN	20,000.00	797.70	5,545.92	14,454.08	0.00	9,080.46	27.73%
20 E 204 2542 2220 00 000000	JH CUSTODIAN HEALTH INS	20,000.00	1,595.40	10,332.12	9,667.88	0.00	15,360.69	51.66%
20 E 303 2542 2220 00 000000	HS CUSTODIAN HEALTH	80,000.00	8,812.85	59,811.55	20,188.45	0.00	52,999.50	74.76%
20 E 000 2542 3190 00 000000	UPKP BLD: OTHER CONTR	822,000.00	15,264.03	610,757.26	211,242.74	187,408.36	586,809.73	74.30%
20 E 000 2542 3210 00 000000	PEST CONTROL	3,000.00	0.00	611.00	2,389.00	0.00	2,876.07	20.37%
20 E 105 2542 3210 00 000000	ADAMS PEST CONTROL	1,000.00	86.00	590.00	410.00	0.00	496.10	59.00%
20 E 107 2542 3210 00 000000	JEFFERSON PEST CONTROL	1,200.00	73.00	369.40	830.60	765.99	804.20	30.78%
20 E 108 2542 3210 00 000000	LINCOLN PEST CONTROL	1,200.00	148.00	422.60	777.40	0.00	999.30	35.22%
20 E 109 2542 3210 00 000000	LONGFELLOW PEST CONTROL	1,200.00	148.00	370.00	830.00	0.00	911.60	30.83%
20 E 110 2542 3210 00 000000	WASHINGTON PEST CONTROL	5,000.00	62.00	5,849.52	-849.52	0.00	186.00	116.
20 E 204 2542 3210 00 000000	JH PEST CONTROL	1,500.00	105.00	622.00	878.00	0.00	0.00	41.47%
20 E 303 2542 3210 00 000000	HS PEST CONTROL	6,000.00	232.00	856.00	5,144.00	0.00	4,373.64	14.27%
20 E 000 2542 3220 00 000000	Maint: Cln Serv	4,500.00	318.76	1,992.25	2,507.75	1,115.66	2,905.14	44.27%
20 E 107 2542 3220 00 000000	JEFFERSON MOPS/RUGS	14,000.00	765.99	6,087.70	7,912.30	451.55	10,011.28	43.48%
20 E 108 2542 3220 00 000000	LINCOLN MOPS/RUGS	18,000.00	1,377.97	9,234.26	8,765.74	1,516.99	16,961.18	51.30%
20 E 109 2542 3220 00 000000	LONGFELLOW MOPS/RUGS	15,000.00	1,751.35	8,304.35	6,695.65	2,475.72	9,729.34	55.36%
20 E 110 2542 3220 00 000000	WASHINGTON MOPS/RUGS	20,000.00	1,631.39	11,115.29	8,884.71	2,677.66	16,411.04	55.58%
20 E 204 2542 3220 00 000000	JH MOPS/RUGS	23,000.00	2,078.18	12,867.53	10,132.47	4,156.36	17,162.38	55.95%
20 E 303 2542 3220 00 000000	HS MOPS/RUGS	25,000.00	2,529.48	14,813.65	10,186.35	4,695.73	20,204.39	59.25%

Expenses Monthly Short

Fiscal Year: 2024-2025
Month: January

MARION CUSD #2, IL

Account Number	Account Description	Original Budget	CY Monthly Activity	CYTD Activity	YTD Unexpended	YTD Encumbranc	Prior Fiscal Year	% of Budget
20 - OPERATIONS & MAINTENANCE FUND								
20 E 000 2542 3320 00 000000	MAINT: TRAVEL	2,000.00	0.00	1,392.78	607.22	2,395.00	1,400.58	69.64%
20 E 000 2542 3400 00 000000	PHONE SERVICE	210,000.00	21,451.26	122,440.45	87,559.55	0.00	183,374.76	58.30%
20 E 000 2542 3700 00 000011	UO WATER	800.00	29.74	238.18	561.82	0.00	432.92	29.77%
20 E 000 2542 3700 00 000013	SPORTS COMPLEX WATER	4,000.00	29.46	806.92	3,193.08	0.00	2,122.98	20.17%
20 E 105 2542 3700 00 000000	ADAMS WATER	40,000.00	513.89	2,086.37	37,913.63	0.00	35,955.66	5.22%
20 E 107 2542 3700 00 000000	JEFFERSON WATER	18,000.00	461.82	5,929.75	12,070.25	0.00	14,267.69	32.94%
20 E 108 2542 3700 00 000000	LINCOLN WATER	8,000.00	426.55	2,160.58	5,839.42	0.00	6,185.04	27.01%
20 E 109 2542 3700 00 000000	LONGFELLOW WATER	7,000.00	556.23	3,437.91	3,562.09	0.00	4,931.78	49.11%
20 E 110 2542 3700 00 000000	WASHINGTON WATER	15,000.00	1,164.85	4,945.44	10,054.56	0.00	8,098.04	32.97%
20 E 204 2542 3700 00 000000	JH WATER	15,000.00	833.77	4,982.77	10,017.23	0.00	11,005.41	33.22%
20 E 303 2542 3700 00 000000	HS WATER	15,000.00	1,061.92	6,217.37	8,782.63	0.00	12,367.36	41.45%
20 E 000 2542 4100 00 000000	MAINTENANCE SUPPLIES	250,000.00	20,268.10	117,962.33	132,037.67	28,152.56	197,776.56	47.18%
20 E 105 2542 4100 00 000000	ADAMS CUSTODIAL	12,500.00	0.00	15,370.31	-2,870.31	6,283.77	9,357.52	122.
20 E 107 2542 4100 00 000000	JEFFERSON CUSTODIAL	13,000.00	0.00	4,781.47	8,218.53	2,757.71	11,683.39	36.78%
20 E 108 2542 4100 00 000000	LINCOLN CUSTODIAL	20,000.00	0.00	9,757.98	10,242.02	8,638.75	15,251.48	48.79%
20 E 109 2542 4100 00 000000	LONGFELLOW CUSTODIAL	11,000.00	0.00	4,058.88	6,941.12	2,200.94	9,583.23	36.90%
20 E 110 2542 4100 00 000000	WASHINGTON CUSTODIAL	18,000.00	0.00	4,831.63	13,168.37	4,205.74	15,650.53	26.84%
20 E 204 2542 4100 00 000000	JH CUSTODIAN SUPPLIES	25,000.00	0.00	6,217.25	18,782.75	8,015.69	16,806.36	24.87%
20 E 303 2542 4100 00 000000	HS CUSTODIAN SUPPLIES	45,000.00	0.00	16,641.39	28,358.61	9,668.65	39,761.97	36.98%
20 E 000 2542 4650 00 000011	UO GAS	3,200.00	514.62	926.04	2,273.96	0.00	2,174.17	28.94%
20 E 107 2542 4650 00 000000	JEFFERSON GAS	16,000.00	1,518.52	3,540.42	12,459.58	0.00	13,544.49	22.13%
20 E 108 2542 4650 00 000000	LINCOLN GAS	23,000.00	3,507.39	11,681.52	11,318.48	0.00	14,974.74	50.79%
20 E 109 2542 4650 00 000000	LONGFELLOW GAS	14,000.00	1,908.20	2,909.95	11,090.05	0.00	9,654.53	20.79%
20 E 110 2542 4650 00 000000	WASHINGTON GAS	25,000.00	2,680.81	4,872.82	20,127.18	0.00	17,953.72	19.49%
20 E 204 2542 4650 00 000000	JH GAS	38,000.00	4,521.49	12,197.57	25,802.43	0.00	32,864.37	32.10%
20 E 303 2542 4650 00 000000	HS GAS	25,000.00	5,528.50	8,808.35	16,191.65	0.00	22,908.90	35.23%
20 E 000 2542 4660 00 000011	UO ELECTRIC	12,000.00	3,439.35	9,442.26	2,557.74	0.00	7,677.15	78.69%
20 E 000 2542 4660 00 000013	SPORTS COMPLEX ELECTRIC	10,000.00	1,048.06	3,696.54	6,303.46	0.00	6,146.63	36.97%
20 E 105 2542 4660 00 000000	ADAMS ELECTRIC	104,000.00	9,667.30	53,041.57	50,958.43	0.00	88,920.05	51.00%
20 E 107 2542 4660 00 000000	JEFFERSON ELECTRIC	65,000.00	25,022.16	53,230.59	11,769.41	0.00	49,093.48	81.89%
20 E 108 2542 4660 00 000000	LINCOLN ELECTRIC	85,000.00	39,126.84	86,401.78	-1,401.78	0.00	71,553.36	101.
20 E 109 2542 4660 00 000000	LONGFELLOW ELECTRIC	42,000.00	20,874.82	36,441.55	5,558.45	0.00	37,268.32	86.77%

Expenses Monthly Short

Fiscal Year: 2024-2025
Month: January

MARION CUSD #2, IL

Account Number	Account Description	Original Budget	CY Monthly Activity	CYTD Activity	YTD Unexpended	YTD Encumbranc	Prior Fiscal Year	% of Budget
20 - OPERATIONS & MAINTENANCE FUND								
20 E 110 2542 4660 00 000000	WASHINGTON ELECTRIC	85,000.00	40,190.93	72,050.22	12,949.78	0.00	75,959.92	84.76%
20 E 204 2542 4660 00 000000	JH ELECTRIC	125,000.00	66,308.05	107,460.93	17,539.07	0.00	119,617.20	85.97%
20 E 303 2542 4660 00 000000	HS ELECTRIC	520,000.00	268,056.59	430,055.96	89,944.04	0.00	479,327.95	82.70%
20 E 000 2542 5400 00 000000	UPKP BLD: EQUIP CAP OUT	25,000.00	0.00	50,689.68	-25,689.68	2,895.60	21,168.19	202.
20 E 000 2542 5400 00 000001	BLD UPKP: CAP OUTLAY	40,000.00	0.00	30,000.00	10,000.00	0.00	37,009.77	75.00%
20 E 000 2542 6400 00 000000	MAINT; DUES & FEES	3,500.00	0.00	223.25	3,276.75	0.00	500.00	6.38%
20 E 000 2543 3190 00 000000	UPKP GRD: CONTR	50,000.00	2,678.00	23,695.36	26,304.64	0.00	23,624.69	47.39%
20 E 000 2543 3210 00 000000	UPKP GRD: TRASH REMOVAL	55,000.00	5,908.76	29,923.15	25,076.85	0.00	50,311.34	54.41%
20 E 000 2543 3230 00 000000	UPKP GRD: REPAIR	15,000.00	0.00	0.00	15,000.00	0.00	0.00	0.00%
20 E 000 2543 4100 00 000000	UPKP GRD: SEED, FERT	75,000.00	0.00	17,225.03	57,774.97	0.00	38,605.99	22.97%
20 E 000 2543 5400 00 000000	UPKP GRD: CAP OUTLAY0	40,000.00	0.00	13,486.00	26,514.00	0.00	34,365.52	33.72%
20 E 000 2545 3230 00 000000	VEHICLE: REPAIR	18,000.00	149.86	3,113.19	14,886.81	0.00	16,448.03	17.30%
20 E 000 2545 4100 00 000000	VEHICLE: SUP, MOW, TRKS	35,000.00	1,409.07	15,671.79	19,328.21	87.67	26,652.09	44.78%
20 E 000 2545 5400 00 000001	VEHICLE: CAP OUTLAY	100,000.00	0.00	39,850.00	60,150.00	0.00	148,163.00	39.85%
20 - --- ---- ---- -- ------		**6,256,250.00**	**740,862.25**	**3,772,105.83**	**2,484,144.17**	**280,566.10**	**6,719,457.02**	**60.29%**
21 - O&M LEASE								
21 E 000 2542 3250 00 000004	CHROMEBOOKS LEASE	140,906.00	0.00	140,906.00	0.00	0.00	0.00	100.
21 E 000 2542 3250 00 000005	Copier Lease Payment	52,800.00	4,400.00	30,800.00	22,000.00	0.00	52,800.00	58.33%
21 - --- ---- ---- -- ------		**193,706.00**	**4,400.00**	**171,706.00**	**22,000.00**	**0.00**	**52,800.00**	**88.64%**
30 - DEBT SERVICE FUND								
30 E 000 5200 6200 00 000006	New MHS Interest Pymt	519,575.00	0.00	271,175.00	248,400.00	0.00	563,825.00	52.19%
30 E 000 5200 6200 00 000007	New CS Interest Pymt	30,774.00	0.00	15,387.00	15,387.00	0.00	46,495.50	50.00%
30 E 000 5300 6100 00 000007	New CS Principal Pymt	720,000.00	0.00	0.00	720,000.00	0.00	705,000.00	0.00%
30 E 000 5300 6100 00 000008	NEW MHS PRINCIPAL PYMT	1,475,000.00	0.00	1,475,000.00	0.00	0.00	1,390,000.00	100.
30 E 000 5400 3190 00 000000	BOND FEE	1,500.00	0.00	954.00	546.00	0.00	1,219.00	63.60%
30 - --- ---- ---- -- ------		**2,746,849.00**	**0.00**	**1,762,516.00**	**984,333.00**	**0.00**	**2,706,539.50**	**64.17%**
40 - TRANSPORTATION FUND								
40 E 000 2550 1110 00 000000	COOR SALARY	22,388.00	1,865.58	13,059.07	9,328.93	0.00	21,885.12	58.33%
40 E 000 2550 2120 00 000000	PUPIL TRANS: IMRF	1,055.00	87.90	615.30	439.70	0.00	1,031.15	58.32%
40 E 000 2550 2220 00 000000	COOR HEALTH INSUR	4,195.00	350.88	2,439.43	1,755.57	0.00	3,994.02	58.15%
40 E 000 2550 3190 00 000000	PURCHASED SERVICES	10,000.00	0.00	0.00	10,000.00	0.00	125.00	0.00%
40 E 000 2550 3190 00 000001	MHS ACTIVITY BUS	45,000.00	0.00	25,561.17	19,438.83	0.00	30,569.26	56.80%

Expenses Monthly Short

Fiscal Year: 2024-2025
Month: January

MARION CUSD #2, IL

Account Number	Account Description	Original Budget	CY Monthly Activity	CYTD Activity	YTD Unexpended	YTD Encumbranc	Prior Fiscal Year	% of Budget
40 - TRANSPORTATION FUND								
40 E 000 2550 3190 00 000002	MHS ACTIVITY BUS	3,800.00	0.00	3,618.83	181.17	0.00	2,313.11	95.23%
40 E 000 2550 3300 00 000000	ATHL TRIPS	110,000.00	9,324.32	46,991.59	63,008.41	0.00	96,387.48	42.72%
40 E 960 2550 3300 30 000000	ESSER II PUPIL	0.00	0.00	0.00	0.00	0.00	44,219.15	
40 E 965 2550 3300 30 000000	ESSER 3 PUPIL	53,700.00	0.00	53,615.96	84.04	0.00	0.00	99.84%
40 E 000 2550 3310 00 000000	CURRICULAR TRIPS	27,000.00	3,009.50	11,819.58	15,180.42	0.00	23,031.81	43.78%
40 E 000 2550 3320 00 000000	ACTIVITY TRIPS	75,000.00	0.00	25,089.89	49,910.11	0.00	67,938.11	33.45%
40 E 000 2550 3330 00 000000	ADAMS ATHLETIC BUS	25,000.00	12,467.38	21,421.97	3,578.03	0.00	20,654.09	85.69%
40 E 000 2550 3340 00 000000	Homeless Transportation	0.00	1,425.26	3,850.44	-3,850.44	0.00	1,422.00	
40 E 000 2552 3310 00 000000	CONTR FEES	1,550,000.00	127,547.86	717,355.85	832,644.15	0.00	1,260,539.76	46.28%
40 E 000 2552 3310 00 000001	Special Education	381,000.00	84,313.29	476,455.18	-95,455.18	0.00	0.00	125.
40 E 000 2552 4100 00 000000	MHS ACTIVITY BUS	18,000.00	511.67	6,059.91	11,940.09	0.00	14,135.03	33.67%
40 E 971 2559 3310 00 000000	Stronger Connections	10,500.00	0.00	0.00	10,500.00	0.00	0.00	0.00%
40 E 000 4120 3310 12 000000	WCSED: JT AGR PMT	0.00	0.00	0.00	0.00	0.00	269,849.00	
40 - --- ---- ---- -- ------		**2,336,638.00**	**240,903.64**	**1,407,954.17**	**928,683.83**	**0.00**	**1,858,094.09**	**60.26%**
50 - SOCIAL SECURITY/MEDICARE								
50 E 000 1101 2130 00 000002	Elem FICA	25.00	0.00	0.00	25.00	0.00	0.00	0.00%
50 E 105 1101 2130 00 000000	ADAMS FICA	1,200.00	78.72	808.50	391.50	0.00	1,046.77	67.38%
50 E 105 1101 2130 00 000001	ADAMS TEACHER AIDE FICA	800.00	38.36	365.67	434.33	0.00	788.54	45.71%
50 E 107 1101 2130 00 000000	JEFFERSON FICA	1,600.00	74.89	881.55	718.45	0.00	1,426.56	55.10%
50 E 108 1101 2130 00 000000	LINCOLN FICA	250.00	0.00	27.90	222.10	0.00	5.21	11.16%
50 E 109 1101 2130 00 000000	LONGFELLOW FICA	1,200.00	80.61	691.51	508.49	0.00	1,076.26	57.63%
50 E 110 1101 2130 00 000000	WASHINGTON FICA	2,000.00	101.65	919.93	1,080.07	0.00	1,596.29	46.00%
50 E 000 1101 2140 00 000000	ELEM MEDICARE	200.00	0.00	0.00	200.00	0.00	11.23	0.00%
50 E 105 1101 2140 00 000000	ADAMS MEDICARE	14,000.00	1,230.24	8,175.11	5,824.89	0.00	12,223.64	58.39%
50 E 105 1101 2140 00 000001	ADAMS TEACHER AIDE	250.00	8.97	96.78	153.22	0.00	210.64	38.71%
50 E 107 1101 2140 00 000000	JEFFERSON MEDICARE	15,200.00	1,278.52	8,723.07	6,476.93	0.00	14,434.60	57.39%
50 E 108 1101 2140 00 000000	LINCOLN MEDICARE	30,000.00	2,404.88	16,718.19	13,281.81	0.00	26,811.45	55.73%
50 E 109 1101 2140 00 000000	LONGFELLOW MEDICARE	15,000.00	1,159.50	7,881.62	7,118.38	0.00	12,637.71	52.54%
50 E 110 1101 2140 00 000000	WASHINGTON MEDICARE	27,000.00	2,358.77	16,172.12	10,827.88	0.00	25,934.28	59.90%
50 E 110 1101 2140 00 000001	ROE SEL TRAUMA MEDICARE	0.00	0.00	0.00	0.00	0.00	41.21	
50 E 204 1102 2130 00 000000	JH FICA	200.00	6.74	33.70	166.30	0.00	156.56	16.85%
50 E 204 1102 2140 00 000000	JH MEDICARE	49,000.00	3,729.61	25,707.11	23,292.89	0.00	44,379.97	52.46%

Expenses Monthly Short

Fiscal Year: 2024-2025
Month: January

MARION CUSD #2, IL

Account Number	Account Description	Original Budget	CY Monthly Activity	CYTD Activity	YTD Unexpended	YTD Encumbranc	Prior Fiscal Year	% of Budget
50 - SOCIAL SECURITY/MEDICARE								
50 E 204 1102 2140 00 000001	JH Medicare	0.00	0.00	0.00	0.00	0.00	28.20	
50 E 303 1103 2130 00 000000	HS FICA	15,000.00	1,014.03	7,208.22	7,791.78	0.00	11,605.47	48.05%
50 E 105 1103 2140 00 000000	HS EXT MEDICARE	3,300.00	244.38	1,711.53	1,588.47	0.00	2,949.47	51.86%
50 E 303 1103 2140 00 000000	HS MEDICARE	67,000.00	5,401.59	37,660.78	29,339.22	0.00	63,590.53	56.21%
50 E 303 1103 2140 00 000001	HS 3 Circle Ag Grant	150.00	0.00	106.65	43.35	0.00	101.62	71.10%
50 E 303 1103 2140 00 000002	HS LOCAL SHARE 3 CIRCLE	150.00	2.24	128.98	21.02	0.00	144.28	85.99%
50 E 303 1103 2140 00 000003	HS FICA	20.00	0.00	0.00	20.00	0.00	14.49	0.00%
50 E 303 1103 2140 00 000004	50 E 303 1103 2140 00	0.00	0.00	1.45	-1.45	0.00	1.45	
50 E 303 1103 2140 00 000005	50 E 303 1103 2140 00	0.00	0.00	14.50	-14.50	0.00	0.00	
50 E 303 1103 2140 30 000004	50 E 303 1103 2140 30	0.00	0.00	0.00	0.00	0.00	27.79	
50 E 971 1250 2130 00 000000	Stronger Connections	6,100.00	317.17	2,195.48	3,904.52	0.00	0.00	35.99%
50 E 960 1250 2130 30 000000	ESSER II FICA	0.00	0.00	135.85	-135.85	0.00	1,002.41	
50 E 965 1250 2130 30 000000	ESSER III FICA	1,000.00	0.00	431.32	568.68	0.00	1,766.45	43.13%
50 E 971 1250 2140 00 000000	Stronger Connections	1,500.00	74.18	513.48	986.52	0.00	0.00	34.23%
50 E 902 1250 2140 30 000000	TITLE I MEDICARE	2,400.00	0.00	0.00	2,400.00	0.00	1.74	0.00%
50 E 902 1250 2140 30 105000	AD TITLE I MEDICARE	0.00	0.00	149.34	-149.34	0.00	733.48	
50 E 902 1250 2140 30 107000	JE TITLE I MEDICARE	0.00	0.00	157.56	-157.56	0.00	779.62	
50 E 902 1250 2140 30 108000	LI TITLE I MEDICARE	0.00	0.00	528.71	-528.71	0.00	2,624.85	
50 E 902 1250 2140 30 109000	LO TITLE I MEDICARE	0.00	0.00	256.20	-256.20	0.00	1,285.56	
50 E 902 1250 2140 30 110000	WA TITLE I MEDICARE	0.00	0.00	431.77	-431.77	0.00	2,191.12	
50 E 930 1250 2140 30 000000	TITLE I: MEDICARE	12,000.00	0.00	0.00	12,000.00	0.00	386.75	0.00%
50 E 930 1250 2140 30 105000	AD TITLE I MEDICARE	0.00	78.80	394.04	-394.04	0.00	218.40	
50 E 930 1250 2140 30 107000	JE TITLE I MEDICARE	0.00	95.34	476.70	-476.70	0.00	247.06	
50 E 930 1250 2140 30 108000	LI TITLE I MEDICARE	0.00	256.78	1,299.92	-1,299.92	0.00	547.90	
50 E 930 1250 2140 30 109000	LO TITLE I MEDICARE	0.00	136.72	683.59	-683.59	0.00	327.58	
50 E 930 1250 2140 30 110000	WA TITLE I MEDICARE	0.00	243.20	1,216.01	-1,216.01	0.00	593.76	
50 E 960 1250 2140 30 000000	ESSER II MEDICARE	0.00	0.00	69.42	-69.42	0.00	2,306.58	
50 E 965 1250 2140 30 000000	ESSER III MEDICARE	5,000.00	0.00	2,386.37	2,613.63	0.00	7,868.77	47.73%
50 E 000 1400 2130 20 000000	VOC SEC: FICA	3,500.00	225.42	2,099.24	1,400.76	0.00	3,150.49	59.98%
50 E 000 1400 2140 20 000000	VOC SEC: MEDICAR	825.00	52.72	491.02	333.98	0.00	736.86	59.52%
50 E 000 1401 2130 21 000000	VOCATIONAL FICA-SKYWARD	0.00	0.00	0.00	0.00	0.00	240.65	
50 E 000 1401 2140 21 000000	WCRVS SPEC.NEEDS: MEDIC	0.00	0.00	0.00	0.00	0.00	56.30	

Expenses Monthly Short

Fiscal Year: 2024-2025
Month: January

MARION CUSD #2, IL

Account Number	Account Description	Original Budget	CY Monthly Activity	CYTD Activity	YTD Unexpended	YTD Encumbranc	Prior Fiscal Year	% of Budget
50 - SOCIAL SECURITY/MEDICARE								
50 E 000 1500 2130 00 000000	ATHL: FICA	2,500.00	169.36	1,186.62	1,313.38	0.00	1,885.41	47.46%
50 E 000 1500 2130 00 000001	ATHL: FICA	1,500.00	367.45	1,003.41	496.59	0.00	1,246.32	66.89%
50 E 303 1500 2130 01 000000	HS FOOTBALL FICA	600.00	129.08	780.68	-180.68	0.00	508.88	130.
50 E 303 1500 2130 03 000000		400.00	75.93	683.37	-283.37	0.00	297.48	170.
50 E 303 1500 2130 04 000000	HS BOYS SOCCER FICA	700.00	0.00	523.92	176.08	0.00	513.20	74.85%
50 E 303 1500 2130 05 000000	HS Boys Track FICA	1,100.00	0.00	318.00	782.00	0.00	964.55	28.91%
50 E 303 1500 2130 06 000000	HS WRESTLING FICA	600.00	130.96	392.89	207.11	0.00	405.52	65.48%
50 E 303 1500 2130 07 000000	HS Baseball FICA	800.00	0.00	0.00	800.00	0.00	520.62	0.00%
50 E 303 1500 2130 08 000000	HS SOFTBALL FICA	300.00	0.00	0.00	300.00	0.00	180.65	0.00%
50 E 303 1500 2130 09 000000	HS FISHING FICA	200.00	23.62	118.10	81.90	0.00	178.50	59.05%
50 E 303 1500 2130 11 000000	HS VOLLEYBALL FICA	700.00	0.00	918.72	-218.72	0.00	520.64	131.
50 E 303 1500 2130 13 000000	HS CHEERLEADING FICA	600.00	87.08	435.40	164.60	0.00	505.68	72.57%
50 E 303 1500 2130 15 000000	HS BOYS BASKETBALL FICA	600.00	0.00	0.00	600.00	0.00	0.00	0.00%
50 E 204 1500 2130 20 000000	JH BOYS BASKETBALL FICA	200.00	0.00	0.00	200.00	0.00	0.00	0.00%
50 E 204 1500 2130 22 000000	JH SOFTBALL FICA	250.00	0.00	167.04	82.96	0.00	235.90	66.82%
50 E 204 1500 2130 23 000000	JH VOLLEYBALL FICA	425.00	0.00	0.00	425.00	0.00	378.09	0.00%
50 E 204 1500 2130 24 000000	JH CHEERLEADING FICA	225.00	42.52	148.82	76.18	0.00	208.20	66.14%
50 E 204 1500 2130 25 000000	JH DANCE/POM FICA	225.00	23.96	119.80	105.20	0.00	211.32	53.24%
50 E 303 1500 2130 31 000000	HS GIRLS BASKETBALL	950.00	196.66	589.98	360.02	0.00	911.84	62.10%
50 E 303 1500 2130 32 000000	HS Girls CC FICA	200.00	0.00	0.00	200.00	0.00	0.00	0.00%
50 E 303 1500 2130 33 000000	HS GIRLS TRACK FICA	700.00	0.00	0.00	700.00	0.00	517.67	0.00%
50 E 303 1500 2130 36 000000	HS GIRLS SOCCER FICA	700.00	0.00	222.64	477.36	0.00	628.89	31.81%
50 E 204 1500 2130 40 000000	JH Girls Basketball	350.00	75.92	227.76	122.24	0.00	297.52	65.07%
50 E 000 1500 2140 00 000000	ATHL: MEDICARE	700.00	50.71	354.77	345.23	0.00	555.86	50.68%
50 E 000 1500 2140 00 000001	ATHL: MEDICARE	600.00	110.40	297.58	302.42	0.00	461.07	49.60%
50 E 303 1500 2140 01 000000	HS FOOTBALL MEDICARE	600.00	53.81	355.19	244.81	0.00	426.97	59.20%
50 E 303 1500 2140 02 000000	HS BOYS CC MEDICARE	100.00	0.00	0.00	100.00	0.00	0.00	0.00%
50 E 303 1500 2140 03 000000	HS BOYS TENNIS MEDICARE	100.00	17.76	159.84	-59.84	0.00	80.88	159.
50 E 303 1500 2140 04 000000	HS BOYS SOCCER MEDICARE	200.00	0.00	122.52	77.48	0.00	120.00	61.26%
50 E 303 1500 2140 05 000000	HS BOYS TRACK MEDICARE	325.00	10.46	95.27	229.73	0.00	290.53	29.31%
50 E 303 1500 2140 06 000000	HS WRESTLING MEDICARE	200.00	30.64	91.92	108.08	0.00	94.88	45.96%
50 E 303 1500 2140 07 000000	HS BASEBALL MEDICARE	250.00	13.32	76.66	173.34	0.00	171.44	30.66%

Expenses Monthly Short

Fiscal Year: 2024-2025
Month: January

MARION CUSD #2, IL

Account Number	Account Description	Original Budget	CY Monthly Activity	CYTD Activity	YTD Unexpended	YTD Encumbranc	Prior Fiscal Year	% of Budget
50 - SOCIAL SECURITY/MEDICARE								
50 E 303 1500 2140 08 000000	HS SOFTBALL MEDICARE	300.00	13.00	88.66	211.34	0.00	190.10	29.55%
50 E 303 1500 2140 09 000000	HS FISHING MEDICARE	100.00	5.52	27.60	72.40	0.00	62.28	27.60%
50 E 303 1500 2140 10 000000	HS BOWLING MEDICARE	100.00	6.46	43.46	56.54	0.00	64.73	43.46%
50 E 303 1500 2140 11 000000	HS VOLLEYBALL MEDICARE	250.00	0.00	224.70	25.30	0.00	179.81	89.88%
50 E 303 1500 2140 12 000000	HS BOYS GOLF MEDICARE	200.00	0.00	0.00	200.00	0.00	82.62	0.00%
50 E 303 1500 2140 13 000000	HS CHEERLEADING	200.00	20.36	101.80	98.20	0.00	118.32	50.90%
50 E 303 1500 2140 14 000000	HS DANCE/POM MEDICARE	175.00	13.42	93.28	81.72	0.00	150.39	53.30%
50 E 303 1500 2140 15 000000	HS BOYS BASKETBALL	300.00	23.14	159.30	140.70	0.00	253.58	53.10%
50 E 204 1500 2140 20 000000	JH BOYS BASKETBALL	200.00	10.66	74.18	125.82	0.00	117.21	37.09%
50 E 204 1500 2140 21 000000	JH BASEBALL MEDICARE	100.00	4.53	37.16	62.84	0.00	82.51	37.16%
50 E 204 1500 2140 22 000000	JH SOFTBALL MEDICARE	150.00	4.26	68.74	81.26	0.00	100.32	45.83%
50 E 204 1500 2140 23 000000	JH VOLLEYBALL MEDICARE	100.00	0.00	0.00	100.00	0.00	88.41	0.00%
50 E 204 1500 2140 24 000000	JH CHEERLEADING	75.00	9.94	39.76	35.24	0.00	48.72	53.01%
50 E 204 1500 2140 25 000000	JH DANCE/POM MEDICARE	75.00	5.60	28.00	47.00	0.00	49.50	37.33%
50 E 204 1500 2140 26 000000	JH BOYS TRACK MEDICARE	150.00	3.32	26.28	123.72	0.00	107.66	17.52%
50 E 204 1500 2140 27 000000	JH BOYS CC MEDICARE	125.00	4.20	79.70	45.30	0.00	94.30	63.76%
50 E 303 1500 2140 31 000000	HS GIRLS BASKETBALL	325.00	69.52	208.56	116.44	0.00	272.32	64.17%
50 E 303 1500 2140 32 000000	HS GIRLS CC MEDICARE	100.00	6.16	42.88	57.12	0.00	70.25	42.88%
50 E 303 1500 2140 33 000000	HS GIRLS TRACK MEDICARE	250.00	7.90	54.05	195.95	0.00	217.15	21.62%
50 E 303 1500 2140 34 000000	HS GIRLS GOLF MEDICARE	100.00	5.92	41.20	58.80	0.00	67.20	41.20%
50 E 303 1500 2140 35 000000	HS GIRLS TENNIS	100.00	0.00	11.84	88.16	0.00	69.15	11.84%
50 E 303 1500 2140 36 000000	HS GIRLS SOCCER	200.00	0.00	52.07	147.93	0.00	147.10	26.04%
50 E 204 1500 2140 40 000000	JH GIRLS BASKETBALL	150.00	22.50	86.26	63.74	0.00	122.51	57.51%
50 E 204 1500 2140 41 000000	JH GIRLS TRACK MEDICARE	100.00	0.00	3.16	96.84	0.00	98.74	3.16%
50 E 000 1501 2130 00 000000	ADAMS ATHLETIC FICA	3,000.00	289.22	1,066.50	1,933.50	0.00	1,728.36	35.55%
50 E 000 1501 2140 00 000000	ADAMS ATHLETIC MEDICARE	1,000.00	111.26	539.27	460.73	0.00	807.65	53.93%
50 E 000 1600 2140 00 000002	JH SUMMER SCHOOL	0.00	0.00	0.00	0.00	0.00	12.26	
50 E 941 2110 2140 00 000000	MCKinney Vento Medicare	100.00	0.00	0.00	100.00	0.00	57.66	0.00%
50 E 902 2110 2140 30 105000	TITLE I MEDICARE	105.00	0.00	17.35	87.65	0.00	8.70	16.52%
50 E 902 2110 2140 30 107000	TITLE I MEDICARE	210.00	0.00	34.71	175.29	0.00	17.40	16.53%
50 E 902 2110 2140 30 108000	TITLE I MEDICARE	105.00	0.00	17.35	87.65	0.00	8.70	16.52%
50 E 902 2110 2140 30 110000	TITLE I MEDICARE	105.00	0.00	17.40	87.60	0.00	8.72	16.57%

Expenses Monthly Short

Fiscal Year: 2024-2025
Month: January

MARION CUSD #2, IL

Account Number	Account Description	Original Budget	CY Monthly Activity	CYTD Activity	YTD Unexpended	YTD Encumbranc	Prior Fiscal Year	% of Budget
50 - SOCIAL SECURITY/MEDICARE								
50 E 105 2122 2140 00 000000	ADAMS PUPIL SERV	1,160.00	95.04	657.86	502.14	0.00	1,094.10	56.71%
50 E 107 2122 2140 00 000000	JEFFERSON PUPIL SERV	400.00	36.52	202.43	197.57	0.00	295.97	50.61%
50 E 108 2122 2140 00 000000	LINCOLN PUPIL SERV	1,000.00	80.56	556.52	443.48	0.00	910.80	55.65%
50 E 109 2122 2140 00 000000	LINCOLN PUPIL SERV	0.00	10.80	41.65	-41.65	0.00	0.00	
50 E 110 2122 2140 00 000000	WASHINGTON PUPIL SERV	1,000.00	0.00	16.24	983.76	0.00	81.20	1.62%
50 E 204 2122 2140 00 000000	JH PUPIL SERV MEDICARE	2,000.00	161.72	1,107.71	892.29	0.00	1,736.47	55.39%
50 E 303 2122 2140 00 000000	HS PUPIL SERV MEDICARE	6,500.00	505.08	3,501.92	2,998.08	0.00	5,792.09	53.88%
50 E 930 2122 2140 00 107000	JE TITLE I MEDICARE	0.00	28.18	182.63	-182.63	0.00	129.62	
50 E 930 2122 2140 00 109000	LO TITLE I MEDICARE	0.00	61.18	318.25	-318.25	0.00	134.80	
50 E 930 2122 2140 00 110000	WA TITLE I MEDICARE	0.00	0.00	0.00	0.00	0.00	60.92	
50 E 902 2122 2140 30 000000	TITLE I MEDICARE	2,000.00	0.00	49.04	1,950.96	0.00	245.20	2.45%
50 E 902 2122 2140 30 109000	LO TITLE I MEDICARE	0.00	0.00	201.78	-201.78	0.00	1,045.48	
50 E 930 2122 2140 30 000000	TITLE I:GUIDANCE	2,000.00	31.84	157.35	1,842.65	0.00	0.00	7.87%
50 E 000 2134 2130 00 000000	HEALTH: FICA	4,300.00	479.34	3,038.83	1,261.17	0.00	3,783.28	70.67%
50 E 105 2134 2130 00 000000	ADAMS HEALTH SERV FICA	2,400.00	125.60	662.01	1,737.99	0.00	2,198.77	27.58%
50 E 107 2134 2130 00 000000	JEFFERSON HEALTH SERV	1,900.00	152.42	1,071.76	828.24	0.00	1,777.89	56.41%
50 E 108 2134 2130 00 000000	LINCOLN HEALTH SERV	1,900.00	164.34	1,162.29	737.71	0.00	1,790.53	61.17%
50 E 109 2134 2130 00 000000	LONGFELLOW HEALTH SERV	1,900.00	136.48	961.64	938.36	0.00	1,584.96	50.61%
50 E 110 2134 2130 00 000000	WASHINGTON HEALTH SERV	2,500.00	180.14	1,278.63	1,221.37	0.00	2,188.36	51.15%
50 E 204 2134 2130 00 000000	JH HEALTH SERV FICA	1,500.00	92.32	635.47	864.53	0.00	1,030.29	42.36%
50 E 303 2134 2130 00 000000	HS HEALTH SERV FICA	2,000.00	162.76	1,059.45	940.55	0.00	1,504.17	52.97%
50 E 965 2134 2130 30 000000	ESSER 3 FICA	500.00	0.00	207.30	292.70	0.00	1,813.96	41.46%
50 E 000 2134 2140 00 000000	HEALTH: MEDICARE	1,000.00	112.10	710.68	289.32	0.00	884.76	71.07%
50 E 105 2134 2140 00 000000	ADAMS HEALTH SERV	600.00	29.38	154.85	445.15	0.00	514.26	25.81%
50 E 107 2134 2140 00 000000	JEFFERSON HEALTH SERV	475.00	35.64	250.62	224.38	0.00	415.77	52.76%
50 E 108 2134 2140 00 000000	LINCOLN HEALTH SERV	500.00	38.44	271.86	228.14	0.00	418.74	54.37%
50 E 109 2134 2140 00 000000	LONGFELLOW HEALTH SERV	500.00	31.92	224.92	275.08	0.00	370.71	44.98%
50 E 110 2134 2140 00 000000	WASHINGTON HEALTH SERV	600.00	42.14	299.09	300.91	0.00	511.85	49.85%
50 E 204 2134 2140 00 000000	JH HEALTH SERV MEDICARE	500.00	21.60	148.67	351.33	0.00	252.77	29.73%
50 E 303 2134 2140 00 000000	HS HEALTH SERV MEDICARE	500.00	38.06	247.75	252.25	0.00	351.79	49.55%
50 E 965 2134 2140 30 000000	ESSER 3 Medicare	200.00	0.00	48.48	151.52	0.00	424.26	24.24%
50 E 105 2190 2130 00 000000	ADAMS SUPPORT STAFF	1,500.00	156.34	961.08	538.92	0.00	1,302.24	64.07%

Expenses Monthly Short

Fiscal Year: 2024-2025
Month: January

MARION CUSD #2, IL

Account Number	Account Description	Original Budget	CY Monthly Activity	CYTD Activity	YTD Unexpended	YTD Encumbranc	Prior Fiscal Year	% of Budget
50 - SOCIAL SECURITY/MEDICARE								
50 E 107 2190 2130 00 000000	JEFFERSON SUPPORT STAFF	3,300.00	146.30	1,541.80	1,758.20	0.00	2,945.28	46.72%
50 E 108 2190 2130 00 000000	LINCOLN SUPPORT STAFF	4,500.00	293.30	2,417.57	2,082.43	0.00	3,477.86	53.72%
50 E 109 2190 2130 00 000000	LONGFELLOW SUPPORT	2,500.00	97.04	1,054.26	1,445.74	0.00	2,165.01	42.17%
50 E 110 2190 2130 00 000000	WASHINGTON SUPPORT	7,200.00	360.57	3,488.42	3,711.58	0.00	6,210.27	48.45%
50 E 204 2190 2130 00 000000	JH SUPPORT STAFF FICA	5,000.00	211.01	1,960.57	3,039.43	0.00	2,783.65	39.21%
50 E 303 2190 2130 00 000000	HS SUPPORT STAFF FICA	8,000.00	405.96	3,412.21	4,587.79	0.00	7,304.49	42.65%
50 E 105 2190 2140 00 000000	ADAMS SUPPORT STAFF	350.00	36.57	224.74	125.26	0.00	304.57	64.21%
50 E 107 2190 2140 00 000000	JEFFERSON SUPPORT STAFF	800.00	34.20	360.57	439.43	0.00	688.78	45.07%
50 E 108 2190 2140 00 000000	LINCOLN SUPPORT STAFF	1,050.00	68.60	565.44	484.56	0.00	813.37	53.85%
50 E 109 2190 2140 00 000000	LONGFELLOW SUPPORT	600.00	22.67	246.51	353.49	0.00	506.27	41.09%
50 E 110 2190 2140 00 000000	WASHINGTON SUPPORT	1,700.00	84.32	815.82	884.18	0.00	1,452.81	47.99%
50 E 204 2190 2140 00 000000	JH SUPPORT STAFF	900.00	49.36	458.51	441.49	0.00	651.59	50.95%
50 E 303 2190 2140 00 000000	HS SUPPORT STAFF	2,000.00	94.92	798.00	1,202.00	0.00	1,708.28	39.90%
50 E 000 2210 2130 00 000000	IMP INST: FICA	2,600.00	197.48	1,325.23	1,274.77	0.00	1,140.50	50.97%
50 E 000 2210 2140 00 000000	IMP INST: MEDICARE	3,300.00	157.70	1,098.63	2,201.37	0.00	2,529.84	33.29%
50 E 303 2210 2140 00 000001	3 CIRCLE AG GRANT	50.00	0.00	25.11	24.89	0.00	36.15	50.22%
50 E 930 2210 2140 00 105000	AD TITLE I MEDICARE	0.00	6.29	21.99	-21.99	0.00	0.00	
50 E 930 2210 2140 00 107000	JE TITLE I MEDICARE	0.00	6.29	21.99	-21.99	0.00	0.00	
50 E 930 2210 2140 00 108000	LI TITLE I MEDICARE	0.00	6.29	21.99	-21.99	0.00	0.00	
50 E 930 2210 2140 00 109000	LO TITLE I MEDICARE	0.00	6.29	21.99	-21.99	0.00	0.00	
50 E 930 2210 2140 00 110000	WA TITLE I MEDICARE	0.00	6.28	22.03	-22.03	0.00	0.00	
50 E 970 2210 2140 00 000000	50 E 970 2210 2140 00	0.00	0.00	26.67	-26.67	0.00	0.00	
50 E 902 2210 2140 30 000000	TITLE I MEDICARE	1,500.00	0.00	0.00	1,500.00	0.00	108.67	0.00%
50 E 902 2210 2140 30 105000	AD TITLE I MEDICARE	0.00	0.00	14.88	-14.88	0.00	98.58	
50 E 902 2210 2140 30 107000	JE TITLE I MEDICARE	0.00	0.00	81.81	-81.81	0.00	349.63	
50 E 902 2210 2140 30 108000	LI TITLE I MEDICARE	0.00	0.00	32.23	-32.23	0.00	163.91	
50 E 902 2210 2140 30 109000	LO TITLE I MEDICARE	0.00	0.00	0.00	0.00	0.00	43.58	
50 E 902 2210 2140 30 110000	WA TITLE I MEDICARE	0.00	0.00	32.19	-32.19	0.00	163.99	
50 E 930 2210 2140 30 000000	TITLE I; MEDICARE	200.00	82.52	410.36	-210.36	0.00	0.00	205.
50 E 930 2210 2140 30 105000	Title I Medicare-Summer	0.00	0.00	0.00	0.00	0.00	3.39	
50 E 930 2210 2140 30 107000	Title I Medicare-Summer	0.00	0.00	0.00	0.00	0.00	11.87	
50 E 930 2210 2140 30 108000	Title I Medicare-Summer	0.00	0.00	0.00	0.00	0.00	106.82	

Expenses Monthly Short

Fiscal Year: 2024-2025
Month: January

MARION CUSD #2, IL

Account Number	Account Description	Original Budget	CY Monthly Activity	CYTD Activity	YTD Unexpended	YTD Encumbranc	Prior Fiscal Year	% of Budget
50 - SOCIAL SECURITY/MEDICARE								
50 E 930 2210 2140 30 109000	Title I Medicare-Summer	0.00	0.00	0.00	0.00	0.00	32.22	
50 E 930 2210 2140 30 110000	Title I Medicare-Summer	0.00	0.00	0.00	0.00	0.00	15.25	
50 E 965 2210 2140 30 000000	ESSER III MEDICARE	380.00	0.00	126.80	253.20	0.00	434.83	33.37%
50 E 965 2220 2140 30 000000	ESSER 3 Medicare	300.00	0.00	0.00	300.00	0.00	0.00	0.00%
50 E 000 2225 2130 00 000000	TECH: FICA	17,000.00	1,369.52	10,048.00	6,952.00	0.00	16,364.52	59.11%
50 E 000 2225 2140 00 000000	TECH: MEDICARE	4,000.00	320.28	2,349.87	1,650.13	0.00	3,827.26	58.75%
50 E 000 2321 2130 00 000000	ADMIN: FICA	4,000.00	480.11	2,556.72	1,443.28	0.00	3,488.39	63.92%
50 E 000 2321 2140 00 000000	ADMIN: MEDICARE	4,100.00	303.29	1,945.96	2,154.04	0.00	3,049.80	47.46%
50 E 109 2410 2120 00 000000	LONGFELLOW PRINCIPAL	2,500.00	0.00	0.00	2,500.00	0.00	-733.20	0.00%
50 E 105 2410 2130 00 000000	ADAMS PRINCIPAL FICA	3,200.00	216.00	1,542.27	1,657.73	0.00	2,526.91	48.20%
50 E 107 2410 2130 00 000000	JEFFERSON PRINCIPAL	2,900.00	231.86	1,634.48	1,265.52	0.00	2,653.54	56.36%
50 E 108 2410 2130 00 000000	LINCOLN PRINCIPAL FICA	3,000.00	228.08	1,595.62	1,404.38	0.00	2,577.46	53.19%
50 E 109 2410 2130 00 000000	LONGFELLOW PRINCIPAL	5,000.00	229.37	1,601.73	3,398.27	0.00	4,005.49	32.03%
50 E 110 2410 2130 00 000000	WASHINGTON PRINCIPAL	3,200.00	251.68	1,802.39	1,397.61	0.00	2,883.43	56.32%
50 E 204 2410 2130 00 000000	JH PRINCIPAL FICA	5,000.00	371.26	2,686.03	2,313.97	0.00	4,589.98	53.72%
50 E 303 2410 2130 00 000000	HS PRIN FICA	6,000.00	386.10	2,741.21	3,258.79	0.00	4,581.97	45.69%
50 E 105 2410 2140 00 000000	ADAMS PRINCIPAL	3,100.00	170.89	1,199.87	1,900.13	0.00	1,990.45	38.71%
50 E 107 2410 2140 00 000000	JEFFERSON PRINCIPAL	2,100.00	153.94	1,075.31	1,024.69	0.00	1,770.51	51.21%
50 E 108 2410 2140 00 000000	LINCOLN PRINCIPAL	4,000.00	287.44	1,999.89	2,000.11	0.00	3,330.33	50.00%
50 E 109 2410 2140 00 000000	LONGFELLOW PRINCIPAL	2,100.00	158.20	1,100.38	999.62	0.00	1,780.14	52.40%
50 E 110 2410 2140 00 000000	WASHINGTON PRINCIPAL	3,500.00	250.26	1,751.25	1,748.75	0.00	2,844.18	50.04%
50 E 204 2410 2140 00 000000	JH PRINCIPAL MEDICARE	5,400.00	411.11	2,887.30	2,512.70	0.00	4,841.59	53.47%
50 E 303 2410 2140 00 000000	HS PRIN MEDICARE	8,500.00	617.74	4,375.11	4,124.89	0.00	7,630.64	51.47%
50 E 000 2510 2130 00 000000	BUS MAN: FICA	6,400.00	278.40	2,769.49	3,630.51	0.00	5,933.02	43.27%
50 E 000 2510 2140 00 000000	BUS MAN: MEDICARE	1,500.00	117.06	829.56	670.44	0.00	1,387.52	55.30%
50 E 000 2520 2130 00 000000	FISCAL: FICA	5,600.00	450.94	3,157.96	2,442.04	0.00	5,355.95	56.39%
50 E 000 2520 2140 00 000000	FISCAL: MEDICARE	1,400.00	105.46	738.55	661.45	0.00	1,252.59	52.75%
50 E 000 2542 2130 00 000000	MAINT: FICA	35,000.00	2,555.64	20,118.19	14,881.81	0.00	30,232.49	57.48%
50 E 105 2542 2130 00 000000	ADAMS CUSTODIAN FICA	7,500.00	370.39	2,994.10	4,505.90	0.00	5,111.14	39.92%
50 E 107 2542 2130 00 000000	JEFFERSON CUSTODIAN	7,000.00	460.52	2,684.22	4,315.78	0.00	6,154.94	38.35%
50 E 108 2542 2130 00 000000	LINCOLN CUSTODIAN FICA	8,000.00	534.44	3,270.03	4,729.97	0.00	7,208.54	40.88%
50 E 109 2542 2130 00 000000	LONGFELLOW CUSTODIAN	6,500.00	383.46	3,253.57	3,246.43	0.00	4,873.87	50.05%

Expenses Monthly Short

Fiscal Year: 2024-2025
Month: January

MARION CUSD #2, IL

Account Number	Account Description	Original Budget	CY Monthly Activity	CYTD Activity	YTD Unexpended	YTD Encumbranc	Prior Fiscal Year	% of Budget
50 - SOCIAL SECURITY/MEDICARE								
50 E 110 2542 2130 00 000000	WASHINGTON CUSTODIAN	9,000.00	687.89	4,703.68	4,296.32	0.00	8,169.28	52.26%
50 E 204 2542 2130 00 000000	JH CUSTODIAN FICA	13,000.00	772.43	5,084.42	7,915.58	0.00	11,561.42	39.11%
50 E 303 2542 2130 00 000000	HS CUSTODIAN FICA	25,000.00	2,102.11	14,779.79	10,220.21	0.00	21,026.90	59.12%
50 E 000 2542 2140 00 000000	MAINT: MEDICARE	8,000.00	597.72	4,705.04	3,294.96	0.00	7,070.37	58.81%
50 E 105 2542 2140 00 000000	ADAMS CUSTODIAN	1,700.00	86.63	700.25	999.75	0.00	1,195.43	41.19%
50 E 107 2542 2140 00 000000	JEFFERSON CUSTODIAN	1,700.00	107.70	627.78	1,072.22	0.00	1,439.50	36.93%
50 E 108 2542 2140 00 000000	LINCOLN CUSTODIAN	2,400.00	125.00	764.80	1,635.20	0.00	1,685.89	31.87%
50 E 109 2542 2140 00 000000	LONGFELLOW CUSTODIAN	1,300.00	89.68	760.90	539.10	0.00	1,139.83	58.53%
50 E 110 2542 2140 00 000000	WASHINGTON CUSTODIAN	2,100.00	160.87	1,100.02	999.98	0.00	1,910.51	52.38%
50 E 204 2542 2140 00 000000	JH CUSTODIAN MEDICARE	3,000.00	180.65	1,189.12	1,810.88	0.00	2,703.85	39.64%
50 E 303 2542 2140 00 000000	HS CUSTODIAN MEDICARE	5,600.00	491.59	3,456.49	2,143.51	0.00	4,917.61	61.72%
50 E 000 2550 2130 00 000000	PUPIL TRANS: FICA	1,400.00	112.74	789.52	610.48	0.00	1,327.51	56.39%
50 E 000 2550 2140 00 000000	PUPIL TRANS: MEDICARE	350.00	26.36	184.61	165.39	0.00	310.42	52.75%
50 E 960 2560 2130 30 000000	ESSER 2 FICA	0.00	0.00	0.00	0.00	0.00	227.87	
50 E 965 2560 2130 30 000000	ESSER 3 FICA	500.00	0.00	296.05	203.95	0.00	1,187.11	59.21%
50 E 000 2560 2130 84 000000	FOOD SERV: FICA	6,000.00	581.07	3,944.71	2,055.29	0.00	5,630.41	65.75%
50 E 105 2560 2130 84 000000	ADAMS FOOD SERV FICA	7,000.00	326.39	3,374.72	3,625.28	0.00	4,997.00	48.21%
50 E 107 2560 2130 84 000000	JEFFERSON FOOD SERV	5,800.00	262.44	2,726.99	3,073.01	0.00	4,642.37	47.02%
50 E 108 2560 2130 84 000000	LINCOLN FOOD SERV FICA	9,500.00	402.27	3,942.56	5,557.44	0.00	8,634.79	41.50%
50 E 109 2560 2130 84 000000	LONGFELLOW FOOD SERV	6,500.00	289.10	2,980.40	3,519.60	0.00	5,454.00	45.85%
50 E 110 2560 2130 84 000000	WASHINGTON FOOD SERV	7,500.00	339.92	3,748.59	3,751.41	0.00	6,650.67	49.98%
50 E 204 2560 2130 84 000000	JH FOOD FICA	11,500.00	405.67	4,547.65	6,952.35	0.00	10,395.08	39.54%
50 E 303 2560 2130 84 000000	HS FOOD SERV FICA	12,000.00	496.14	5,022.04	6,977.96	0.00	8,238.08	41.85%
50 E 960 2560 2140 30 000000	ESSER 2 Medicare	0.00	0.00	0.00	0.00	0.00	53.30	
50 E 965 2560 2140 30 000000	ESSER 3 Medicare	500.00	0.00	69.22	430.78	0.00	277.60	13.84%
50 E 000 2560 2140 84 000000	FOOD SERV: MEDICARE	1,700.00	135.89	922.58	777.42	0.00	1,316.68	54.27%
50 E 105 2560 2140 84 000000	ADAMS FOOD SERV	1,400.00	76.32	789.22	610.78	0.00	1,168.63	56.37%
50 E 107 2560 2140 84 000000	JEFFERSON FOOD SERV	1,200.00	61.37	637.78	562.22	0.00	1,085.75	53.15%
50 E 108 2560 2140 84 000000	LINCOLN FOOD SERV	2,300.00	94.08	922.08	1,377.92	0.00	2,019.43	40.09%
50 E 109 2560 2140 84 000000	LONGFELLOW FOOD SERV	1,500.00	67.61	697.00	803.00	0.00	1,275.54	46.47%
50 E 110 2560 2140 84 000000	WASHINGTON FOOD SERV	1,800.00	79.49	876.73	923.27	0.00	1,555.35	48.71%
50 E 204 2560 2140 84 000000	JH FOOD SERV MEDICARE	2,700.00	94.87	1,063.55	1,636.45	0.00	2,431.16	39.39%

Expenses Monthly Short

Fiscal Year: 2024-2025
Month: January

MARION CUSD #2, IL

Account Number	Account Description	Original Budget	CY Monthly Activity	CYTD Activity	YTD Unexpended	YTD Encumbranc	Prior Fiscal Year	% of Budget
50 - SOCIAL SECURITY/MEDICARE								
50 E 303 2560 2140 84 000000	HS FOOD SERV MEDICARE	3,000.00	116.03	1,174.51	1,825.49	0.00	1,926.58	39.15%
50 E 000 2900 2140 00 000000	Title I Medicare	100.00	0.00	0.00	100.00	0.00	0.00	0.00%
50 E 902 3900 2140 30 000000	TITLE I MEDICARE	200.00	0.00	0.00	200.00	0.00	0.00	0.00%
50 E 902 3900 2140 30 105000	AD TITLE I MEDICARE	0.00	0.00	20.53	-20.53	0.00	108.12	
50 E 902 3900 2140 30 107000	JE TITLE I MEDICARE	0.00	0.00	24.37	-24.37	0.00	184.21	
50 E 902 3900 2140 30 108000	LI TITLE I MEDICARE	0.00	0.00	28.29	-28.29	0.00	147.18	
50 E 902 3900 2140 30 109000	LO TITLE I MEDICARE	0.00	0.00	24.37	-24.37	0.00	70.95	
50 E 902 3900 2140 30 110000	WA TITLE I MEDICARE	0.00	0.00	24.42	-24.42	0.00	127.94	
50 E 930 3900 2140 30 000000	TITLE I: MEDICARE	500.00	0.00	0.00	500.00	0.00	0.00	0.00%
50 E 930 3900 2140 30 105000	AD TITLE I: MEDICARE	0.00	15.42	85.56	-85.56	0.00	12.20	
50 E 930 3900 2140 30 107000	JE TITLE I: MEDICARE	0.00	15.42	85.56	-85.56	0.00	12.20	
50 E 930 3900 2140 30 108000	LI TITLE I: MEDICARE	0.00	15.42	85.56	-85.56	0.00	12.20	
50 E 930 3900 2140 30 109000	LO TITLE I: MEDICARE	0.00	15.42	85.56	-85.56	0.00	12.20	
50 E 930 3900 2140 30 110000	WA TITLE I: MEDICARE	0.00	15.46	85.72	-85.72	0.00	12.08	
50 E 000 3901 2130 00 000000	AFTERCATS: FICA	600.00	0.00	0.00	600.00	0.00	3.30	0.00%
50 E 105 3901 2130 00 000000	ADAMS AFTERCATS FICA	1,300.00	99.61	711.36	588.64	0.00	797.04	54.72%
50 E 107 3901 2130 00 000000	JEFFERSON AFTERCATS	1,200.00	46.91	288.44	911.56	0.00	617.55	24.04%
50 E 108 3901 2130 00 000000	LINCOLN AFTERCATS FICA	2,300.00	143.77	939.82	1,360.18	0.00	1,674.78	40.86%
50 E 109 3901 2130 00 000000	LONGFELLOW AFTERCATS	1,700.00	121.24	828.01	871.99	0.00	1,112.53	48.71%
50 E 110 3901 2130 00 000000	WASHINGTON AFTERCATS	2,000.00	73.58	345.49	1,654.51	0.00	1,065.40	17.27%
50 E 204 3901 2130 00 000000	JH AFTERCATS FICA	1,000.00	37.14	362.26	637.74	0.00	751.29	36.23%
50 E 000 3901 2140 00 000000	AFTERCATS: MEDICARE	125.00	0.00	0.00	125.00	0.00	0.77	0.00%
50 E 105 3901 2140 00 000000	ADAMS AFTERCATS	300.00	23.29	166.40	133.60	0.00	186.39	55.47%
50 E 107 3901 2140 00 000000	JEFFERSON AFTERCATS	300.00	10.97	67.45	232.55	0.00	144.42	22.48%
50 E 108 3901 2140 00 000000	LINCOLN AFTERCATS	600.00	33.62	219.77	380.23	0.00	391.70	36.63%
50 E 109 3901 2140 00 000000	LONGFELLOW AFTERCATS	400.00	28.36	193.68	206.32	0.00	260.21	48.42%
50 E 110 3901 2140 00 000000	WASHINGTON AFTERCATS	525.00	17.21	80.80	444.20	0.00	249.16	15.39%
50 E 204 3901 2140 00 000000	JH AFTERCATS - MEDICARE	200.00	8.69	84.72	115.28	0.00	175.73	42.36%
50 - --- ---- ---- -- ------		**727,685.00**	**50,109.46**	**367,774.09**	**359,910.91**	**0.00**	**621,299.78**	**50.54%**
51 - ILLINOIS MUNICIPAL RETIREMENT								
51 E 000 1101 2120 00 000002	ELEM IMRF	100.00	0.00	1.82	98.18	0.00	-2,801.97	1.82%
51 E 105 1101 2120 00 000000	ELEM. IMRF	4,400.00	120.62	1,037.52	3,362.48	0.00	1,509.60	23.58%

Expenses Monthly Short

Fiscal Year: 2024-2025
Month: January

MARION CUSD #2, IL

Account Number	Account Description	Original Budget	CY Monthly Activity	CYTD Activity	YTD Unexpended	YTD Encumbranc	Prior Fiscal Year	% of Budget
51 - ILLINOIS MUNICIPAL RETIREMENT								
51 E 105 1101 2120 00 000001	ADAMS IMRF	1,000.00	58.77	560.29	439.71	0.00	885.48	56.03%
51 E 107 1101 2120 00 000000	JEFFERSON IMRF	2,800.00	169.21	1,422.12	1,377.88	0.00	1,747.76	50.79%
51 E 108 1101 2120 00 000000	LINCOLN IMRF	100.00	0.00	0.00	100.00	0.00	0.00	0.00%
51 E 109 1101 2120 00 000000	LONGFELLOW IMRF	2,200.00	102.48	929.41	1,270.59	0.00	1,624.12	42.25%
51 E 110 1101 2120 00 000000	WASHINGTON IMRF	4,500.00	186.90	1,540.68	2,959.32	0.00	2,375.17	34.24%
51 E 204 1102 2120 00 000000	JH IMRF	100.00	0.00	0.00	100.00	0.00	19.72	0.00%
51 E 204 1102 2120 00 000001	JH IMRF	50.00	0.00	0.00	50.00	0.00	0.00	0.00%
51 E 303 1103 2120 00 000000	HS IMRF	20,000.00	1,464.70	10,269.69	9,730.31	0.00	16,498.06	51.35%
51 E 303 1103 2120 00 000001	HS IMRF	500.00	0.00	0.00	500.00	0.00	0.00	0.00%
51 E 971 1250 2120 00 000000	Stronger Connections	9,665.00	485.98	3,338.25	6,326.75	0.00	0.00	34.54%
51 E 960 1250 2120 30 000000	ESSER II IMRF	0.00	0.00	208.15	-208.15	0.00	874.95	
51 E 965 1250 2120 30 000000	ESSER III IMRF	1,000.00	0.00	441.68	558.32	0.00	1,673.71	44.17%
51 E 000 1500 2120 00 000000	ATHL: IMRF	4,200.00	259.49	1,818.13	2,381.87	0.00	2,897.54	43.29%
51 E 000 1500 2120 00 000001	ATHL: IMRF	1,500.00	192.00	535.21	964.79	0.00	851.58	35.68%
51 E 303 1500 2120 01 000000	HS FOOTBALL IMRF	500.00	0.00	0.00	500.00	0.00	0.00	0.00%
51 E 303 1500 2120 05 000000	HS BOYS TRACK IMRF	2,500.00	0.00	487.30	2,012.70	0.00	2,288.01	19.49%
51 E 303 1500 2120 06 000000	HS WRESTLING IMRF	200.00	0.00	0.00	200.00	0.00	0.00	0.00%
51 E 303 1500 2120 07 000000	HS BASEBALL IMRF	420.00	0.00	0.00	420.00	0.00	0.00	0.00%
51 E 303 1500 2120 15 000000	HS BOYS BASKETBALL IMRF	500.00	0.00	0.00	500.00	0.00	0.00	0.00%
51 E 303 1500 2120 31 000000	HS GIRLS BASKETBALL	600.00	103.54	310.62	289.38	0.00	391.44	51.77%
51 E 303 1500 2120 32 000000	HS GIRLS CROSS COUNTRY	500.00	0.00	0.00	500.00	0.00	0.00	0.00%
51 E 303 1500 2120 33 000000	HS GIRLS TRACK IMRF	500.00	0.00	0.00	500.00	0.00	101.44	0.00%
51 E 303 1500 2120 36 000000	HS GIRLS SOCCER IMRF	500.00	0.00	341.13	158.87	0.00	270.65	68.23%
51 E 000 1501 2120 00 000000	ADAMS IMRF	2,500.00	97.46	341.11	2,158.89	0.00	985.57	13.64%
51 E 000 2134 2120 00 000000	HEALTH SERV IMRF	7,000.00	756.40	4,897.74	2,102.26	0.00	6,010.24	69.97%
51 E 105 2134 2120 00 000000	HEALTH SERV. IMRF	4,000.00	193.66	1,019.82	2,980.18	0.00	3,231.18	25.50%
51 E 107 2134 2120 00 000000	HEALTH SERV. IMRF	4,000.00	233.54	1,642.19	2,357.81	0.00	2,606.07	41.05%
51 E 108 2134 2120 00 000000	HEALTH SERVICES: IMRF	4,000.00	251.82	1,782.23	2,217.77	0.00	2,814.06	44.56%
51 E 109 2134 2120 00 000000	HEALTH SERV. IMRF	4,000.00	220.42	1,552.60	2,447.40	0.00	2,416.12	38.82%
51 E 110 2134 2120 00 000000	HEALTH SERV. IMRF	5,800.00	301.28	2,134.81	3,665.19	0.00	3,405.31	36.81%
51 E 204 2134 2120 00 000000	HEALTH SERV. IMRF	3,700.00	159.10	1,117.91	2,582.09	0.00	1,456.03	30.21%
51 E 303 2134 2120 00 000000	HEALTH SERV. IMRF	4,000.00	258.78	1,689.08	2,310.92	0.00	2,313.96	42.23%

Expenses Monthly Short

Fiscal Year: 2024-2025
Month: January

MARION CUSD #2, IL

Account Number	Account Description	Original Budget	CY Monthly Activity	CYTD Activity	YTD Unexpended	YTD Encumbranc	Prior Fiscal Year	% of Budget
51 - ILLINOIS MUNICIPAL RETIREMENT								
51 E 960 2134 2120 30 000000	ESSER 2 HEALTH SERV	400.00	0.00	0.00	400.00	0.00	0.00	0.00%
51 E 965 2134 2120 30 000000	ESSER 3 HEALTH SERV	4,000.00	0.00	316.30	3,683.70	0.00	2,623.56	7.91%
51 E 105 2190 2120 00 000000	ADAMS SUPPORT IMRF	500.00	0.00	0.00	500.00	0.00	0.00	0.00%
51 E 107 2190 2120 00 000000	JEFFERSON SUPPORT IMRF	1,700.00	92.24	668.52	1,031.48	0.00	781.83	39.32%
51 E 108 2190 2120 00 000000	LINCOLN SUPPORT IMRF	1,500.00	66.78	457.88	1,042.12	0.00	1,315.84	30.53%
51 E 109 2190 2120 00 000000	LONGFELLOW SUPPORT IMRF	2,300.00	84.35	710.97	1,589.03	0.00	1,458.64	30.91%
51 E 110 2190 2120 00 000000	WASHINGTON SUPPORT IMRF	8,500.00	480.12	4,647.10	3,852.90	0.00	8,138.76	54.67%
51 E 204 2190 2120 00 000000	JH SUPPORT STAFF IMRF	5,000.00	202.58	1,420.61	3,579.39	0.00	4,377.10	28.41%
51 E 303 2190 2120 00 000000	HS SUPPORT STAFF IMRF	12,000.00	483.45	4,265.61	7,734.39	0.00	9,990.68	35.55%
51 E 000 2210 2120 00 000000	STAFF DEV IMRF	5,000.00	302.58	2,125.26	2,874.74	0.00	2,610.89	42.51%
51 E 000 2225 2120 00 000000	TECHNOLOGY IMRF	30,000.00	2,216.14	15,512.98	14,487.02	0.00	24,967.16	51.71%
51 E 000 2321 2120 00 000000	ADMIN IMRF	6,000.00	755.55	3,957.31	2,042.69	0.00	5,550.85	65.96%
51 E 105 2410 2120 00 000000	PRINCIPAL IMRF	6,000.00	460.24	3,254.94	2,745.06	0.00	5,087.66	54.25%
51 E 107 2410 2120 00 000000	PRINCIPAL IMRF	5,000.00	367.68	2,575.42	2,424.58	0.00	3,980.42	51.51%
51 E 108 2410 2120 00 000000	PRINCIPAL IMRF	6,000.00	349.48	2,439.97	3,560.03	0.00	3,785.21	40.67%
51 E 109 2410 2120 00 000000	PRINCIPAL IMRF	6,000.00	351.46	2,454.26	3,545.74	0.00	4,916.13	40.90%
51 E 110 2410 2120 00 000000	PRINCIPAL IMRF	5,500.00	385.66	2,761.84	2,738.16	0.00	4,345.37	50.22%
51 E 204 2410 2120 00 000000	PRINCIPAL IMRF	9,000.00	407.84	3,387.87	5,612.13	0.00	7,171.53	37.64%
51 E 303 2410 2120 00 000000	PRINCIPAL IMRF	10,000.00	655.00	4,642.24	5,357.76	0.00	7,470.52	46.42%
51 E 000 2510 2120 00 000000	BUS. MGR. IMRF	11,500.00	426.58	4,246.42	7,253.58	0.00	8,990.93	36.93%
51 E 000 2520 2120 00 000000	FISCAL IMRF	12,500.00	742.32	5,196.25	7,303.75	0.00	8,472.52	41.57%
51 E 000 2542 2120 00 000000	CUST./MAINT. IMRF	50,000.00	3,924.96	27,539.59	22,460.41	0.00	43,315.29	55.08%
51 E 105 2542 2120 00 000000	CUST./MAINT. IMRF	15,000.00	688.29	4,900.93	10,099.07	0.00	7,647.82	32.67%
51 E 107 2542 2120 00 000000	CUST./MAINT. IMRF	15,000.00	727.61	4,738.28	10,261.72	0.00	9,022.68	31.59%
51 E 108 2542 2120 00 000000	CUST./MAINT. IMRF	13,000.00	841.70	4,678.18	8,321.82	0.00	9,862.37	35.99%
51 E 109 2542 2120 00 000000	CUST./MAINT. IMRF	8,400.00	651.05	4,418.01	3,981.99	0.00	6,748.36	52.60%
51 E 110 2542 2120 00 000000	CUST./MAINT. IMRF	19,000.00	1,029.85	7,075.61	11,924.39	0.00	10,936.92	37.24%
51 E 204 2542 2120 00 000000	CUST./MAINT. IMRF	20,000.00	947.95	7,115.64	12,884.36	0.00	16,324.68	35.58%
51 E 303 2542 2120 00 000000	CUST./MAINT. IMRF	37,000.00	3,377.20	23,021.30	13,978.70	0.00	29,118.95	62.22%
51 E 000 2550 2120 00 000000	TRANS. IMRF	3,500.00	185.58	1,299.06	2,200.94	0.00	2,100.76	37.12%
51 E 960 2560 2120 30 000000	ESSER 2 FOOD SERV IMRF	0.00	0.00	0.00	0.00	0.00	324.53	
51 E 965 2560 2120 30 000000	ESSER 3 Food Serv IMRF	1,000.00	0.00	453.62	546.38	0.00	1,818.93	45.36%

Expenses Monthly Short

Fiscal Year: 2024-2025
Month: January

MARION CUSD #2, IL

Account Number	Account Description	Original Budget	CY Monthly Activity	CYTD Activity	YTD Unexpended	YTD Encumbranc	Prior Fiscal Year	% of Budget
51 - ILLINOIS MUNICIPAL RETIREMENT								
51 E 000 2560 2120 84 000000	FOOD SERVICE IMRF	11,000.00	762.12	5,334.90	5,665.10	0.00	8,560.51	48.50%
51 E 105 2560 2120 84 000000	FOOD SERV. IMRF	12,000.00	578.50	5,562.13	6,437.87	0.00	8,005.42	46.35%
51 E 107 2560 2120 84 000000	FOOD SERV. IMRF	10,000.00	406.58	4,200.72	5,799.28	0.00	6,943.29	42.01%
51 E 108 2560 2120 84 000000	FOOD SERV. IMRF	16,000.00	543.27	45,152.29	-29,152.29	0.00	12,721.46	282.
51 E 109 2560 2120 84 000000	FOOD SERVICE IMRF	12,000.00	483.59	4,769.78	7,230.22	0.00	8,286.72	39.75%
51 E 110 2560 2120 84 000000	FOOD SERV. IMRF	12,000.00	412.02	4,680.69	7,319.31	0.00	8,894.14	39.01%
51 E 204 2560 2120 84 000000	FOOD SERV. IMRF	19,000.00	736.07	22,040.15	-3,040.15	0.00	14,590.70	116.
51 E 303 2560 2120 84 000000	FOOD SERV. IMRF	19,000.00	981.97	8,802.84	10,197.16	0.00	13,167.90	46.33%
51 E 000 3901 2120 00 000000	AFTERCATS IMRF	10.00	0.00	0.00	10.00	0.00	2.40	0.00%
51 E 105 3901 2120 00 000000	ADAMS AFTERCATS IMRF	500.00	0.00	0.00	500.00	0.00	0.00	0.00%
51 E 107 3901 2120 00 000000	AFTERCATS IMRF	1,300.00	58.86	230.23	1,069.77	0.00	611.50	17.71%
51 E 108 3901 2120 00 000000	AFTERCATS IMRF	2,500.00	54.46	605.54	1,894.46	0.00	1,207.22	24.22%
51 E 109 3901 2120 00 000000	LONGFELLOW AFTERCATS	2,300.00	180.23	1,268.16	1,031.84	0.00	1,085.65	55.14%
51 E 110 3901 2120 00 000000	WA AFTERCATS IMRF	2,500.00	112.74	529.36	1,970.64	0.00	1,315.14	21.17%
51 E 204 3901 2120 00 000000	JH AFTERCATS IMRF	1,400.00	71.18	621.19	778.81	0.00	868.98	44.37%
51 - --- ---- ---- -- ------		**549,145.00**	**32,201.98**	**293,499.44**	**255,645.56**	**0.00**	**395,963.72**	**53.45%**
60 - CAPITAL PROJECTS FUND OR FUND								
60 E 000 2533 5230 00 000000	ARCH LOCAL PROJECTS	1,000,000.00	0.00	0.00	1,000,000.00	0.00	0.00	0.00%
60 E 000 2533 5230 00 220320	Jefferson Pre-k Doors	10,000.00	0.00	3,092.93	6,907.07	0.00	16,727.95	30.93%
60 E 000 2533 5230 00 220660	ARCH WA HVAC PHASE 1	0.00	0.00	0.00	0.00	0.00	12,783.16	
60 E 000 2533 5230 00 220910	ARCH FIRE ALARMS	0.00	0.00	0.00	0.00	0.00	19,343.00	
60 E 000 2533 5230 00 220980	ARCH HS ADA PHASE 6	0.00	0.00	0.00	0.00	0.00	3,802.50	
60 E 000 2533 5230 00 220990	ARCH JH EXTERIOR	15,000.00	0.00	500.00	14,500.00	0.00	18,981.05	3.33%
60 E 000 2533 5230 00 221000	ARCH PARKING LOTS	0.00	0.00	0.00	0.00	0.00	37,749.54	
60 E 105 2533 5230 00 230510	ARCH GYM FLOOR	2,000.00	0.00	2,606.10	-606.10	0.00	13,094.52	130.
60 E 105 2533 5230 00 230940	ADAMS ROOF REPLACEMENT	2,000.00	0.00	93.30	1,906.70	0.00	7,483.32	4.67%
60 E 107 2533 5230 00 230440	Arch Jefferson Library	0.00	0.00	0.00	0.00	0.00	409.50	
60 E 110 2533 5230 00 230310	WA Roof 23031	0.00	0.00	22,624.00	-22,624.00	0.00	0.00	
60 E 110 2533 5230 00 240600	WA Tuckpointing 24060	0.00	0.00	16,000.00	-16,000.00	0.00	0.00	
60 E 204 2533 5230 00 230320	JH Roof 23032	0.00	0.00	21,776.00	-21,776.00	0.00	0.00	
60 E 204 2533 5230 00 230970	ARCH JH EAST LOCKER	60,000.00	0.00	60,807.64	-807.64	0.00	88,976.52	101.
60 E 303 2533 5230 00 230330	HS Roof 23033	0.00	9,114.40	91,144.00	-91,144.00	0.00	0.00	

Expenses Monthly Short

Fiscal Year: 2024-2025
Month: January

MARION CUSD #2, IL

Account Number	Account Description	Original Budget	CY Monthly Activity	CYTD Activity	YTD Unexpended	YTD Encumbranc	Prior Fiscal Year	% of Budget
60 - CAPITAL PROJECTS FUND OR FUND								
60 E 000 2535 3190 00 000002	UNIT 2 LOCAL PROJECTS	0.00	0.00	5,332.00	-5,332.00	12,770.00	21,414.00	
60 E 000 2535 5230 00 000000	Local Project	3,000,000.00	49,189.87	87,629.87	2,912,370.13	110,354.00	18,000.00	2.92%
60 E 000 2535 5230 00 220910	FIRE ALARMS WA JH	0.00	0.00	0.00	0.00	0.00	337,105.00	
60 E 000 2535 5230 00 221000	JEF LIN PARKING LOTS	0.00	0.00	0.00	0.00	0.00	464,047.78	
60 E 105 2535 5230 00 230510	ADAMS GYM FLOOR	91,000.00	0.00	90,387.00	613.00	0.00	0.00	99.33%
60 E 105 2535 5230 00 230940	Adams Roof Repair	7,000.00	0.00	6,219.90	780.10	0.00	55,979.10	88.86%
60 E 107 2535 5230 00 220320	JEFFERSON PRE K DOOR &	45,000.00	43,031.83	151,281.40	-106,281.40	0.00	197,927.05	336.
60 E 107 2535 5230 00 230440	Jefferson Library	0.00	0.00	0.00	0.00	0.00	247,379.16	
60 E 110 2535 5230 00 220660	WA HVAC PHASE I	0.00	0.00	0.00	0.00	0.00	314,508.35	
60 E 204 2535 5230 00 000000	JH HVAC ESSER PROJECT	1,000,000.00	0.00	0.00	1,000,000.00	0.00	0.00	0.00%
60 E 204 2535 5230 00 023097	JH East Locker Room	620,000.00	0.00	669,501.86	-49,501.86	0.00	189,118.55	107.
60 E 204 2535 5230 00 220990	JH EXTERIOR	25,000.00	0.00	19,125.65	5,874.35	0.00	600,205.05	76.50%
60 E 303 2535 5230 00 220980	MHS ADA PHASE 6	0.00	0.00	0.00	0.00	0.00	175,533.00	
60 E 000 8410 6600 00 000000	NEW AS PRINCIPAL PMT TO	720,000.00	0.00	0.00	720,000.00	0.00	705,000.00	0.00%
60 E 000 8510 6600 00 000000	NEW AS INTEREST PMT TO	30,774.00	0.00	15,387.00	15,387.00	0.00	46,495.50	50.00%
60 - --- ---- ---- -- ------		**6,627,774.00**	**101,336.10**	**1,263,508.65**	**5,364,265.35**	**123,124.00**	**3,592,063.60**	**19.06%**
80 - TORT IMMUNITY AND JUDGMENT								
80 E 000 2361 3800 00 000000	TORT: WORKERS	155,000.00	0.00	136,850.30	18,149.70	0.00	155,435.00	88.29%
80 E 000 2365 3180 00 000000	TORT: LEGAL SERVICES	80,000.00	59.00	17,774.05	62,225.95	0.00	13,201.12	22.22%
80 E 000 2365 3190 00 000000	TORT: CONTRACTUAL	10,000.00	0.00	0.00	10,000.00	0.00	0.00	0.00%
80 E 000 2365 3800 00 000000	TORT: PROPERTY CASUALTY	425,000.00	54,896.00	342,690.53	82,309.47	0.00	270,925.61	80.63%
80 E 000 2365 3800 00 000001	TORT: UNEMPLOYMENT	15,000.00	0.00	0.00	15,000.00	0.00	2,326.81	0.00%
80 - --- ---- ---- -- ------		**685,000.00**	**54,955.00**	**497,314.88**	**187,685.12**	**0.00**	**441,888.54**	**72.60%**
90 - FIRE PREVENTION AND SAFETY FUN								
90 E 000 2533 3010 02 001203	Jr.High 10 YR HLS	20,000.00	0.00	0.00	20,000.00	0.00	0.00	0.00%
90 E 107 2533 5230 00 230960	ARCH JEFFERSON EXTERIOR	11,500.00	0.00	8,695.70	2,804.30	0.00	12,673.28	75.61%
90 E 107 2535 5230 00 230960	JEFFERSON EXTERIOR	130,000.00	20,098.18	132,635.98	-2,635.98	0.00	1,116.00	102.
90 E 000 2540 5400 00 000000	Metal Detectors	0.00	0.00	0.00	0.00	0.00	105,303.83	
90 - --- ---- ---- -- ------		**161,500.00**	**20,098.18**	**141,331.68**	**20,168.32**	**0.00**	**119,093.11**	**87.51%**
Account Monthly Activity Grand Totals:		**63,143,303.**	**4,709,974.68**	**33,070,646.**	**30,072,656.**	**615,118.46**	**53,940,423.**	**52.37%**

January Supplemental Checks Issued

Check Number	Name on Check	Check Type	Cash Post Date	Amount
075022	WILSON, DAIVD	R	01/24/2025	166.23
075023	A-1 CORPORATE HARDWARE	R	01/24/2025	667.00
075024	AIRGAS USA, LLC	R	01/24/2025	1,314.32
075025	ASSOCIATED CONTROLS INC	R	01/24/2025	589.63
075026	BANNER SOLUTIONS	R	01/24/2025	730.00
075027	BENJAMIN WILLIG	R	01/24/2025	513.00
075028	BEST ENGINEERED SYSTEMS TECHNOLOGY GROUP LLC, BEST GROUP LLC	R	01/24/2025	7,469.98
075029	BIMBO BAKERIES USA	R	01/24/2025	6,915.74
075030	BOB STOTLAR BUILDING CENTER	R	01/24/2025	144.06
075031	BSN SPORTS INC	R	01/24/2025	1,212.50
075032	CUSTOM KITCHEN DESIGNS	R	01/24/2025	1,328.00
075033	CUSTOM LANYARDS 4 ALL	R	01/24/2025	320.00
075034	CUSUMANO & SONS INC	R	01/24/2025	8,609.50
075035	HALLS SERVICE LLC A/R	R	01/24/2025	2,769.48
075036	HSG MECHANICAL CONTRACTOR	R	01/24/2025	13,726.67
075036	HSG MECHANICAL CONTRACTOR	V	01/27/2025	-13,726.67
075037	KEITH MARTIN, INC	R	01/24/2025	156.00
075038	KOHL WHOLESALE, N. KOHL GROCER	R	01/24/2025	20,341.10
075039	KROGER	R	01/24/2025	342.98
075040	L&K FIRE PROTECTION, INC	R	01/24/2025	1,125.00
075041	MARION NAPA	R	01/24/2025	18.06
075042	MENARDS	R	01/24/2025	1,269.27
075043	MILLER, CANFIELD, PADDOCK AND STONE, P.L.C.	R	01/24/2025	2,500.00
075044	PRAIRIE FARMS DAIRY INC	R	01/24/2025	15,741.40
075045	PRD	R	01/24/2025	50.00
075046	ROSS CONSTRUCTION, INC	R	01/24/2025	12,115.87
075047	SERVPRO	R	01/24/2025	1,619.52
075048	SOUTHERN ILLINOIS WASTE CONTAINER LLC	R	01/24/2025	1,700.00
075049	TERMINIX	R	01/24/2025	854.00
075050	UNITED RENTALS	R	01/24/2025	516.12
075051	US FOODS	R	01/24/2025	45,139.45
075052	AMERITAS	R	01/24/2025	5,523.15
075053	ATLANTIC AMERICAN EMPLOYEE BENEFITS	R	01/24/2025	1,520.26

075054	CONNECTICUT-CCSPC, 0900003	R	01/24/2025	108.63
075055	ILL STATE DISB UNIT	R	01/24/2025	851.00
075056	KIDS FOUNDATION	R	01/24/2025	60.00
075057	LABORERS' LOCAL 773	R	01/24/2025	636.18
075058	LABORERS' LOCAL 773 FOOD SERVICE	R	01/24/2025	402.12
075059	LOCAL 773, SECRETARIES	R	01/24/2025	258.00
075060	MARION EDUCATION ASSOC	R	01/24/2025	11,396.21
075061	MARION UNIT 2 FOUNDATION	R	01/24/2025	72.00
075062	NIKKI TRAVELSTEAD2011D190	R	01/24/2025	250.00
075063	RUSSELL C. SIMON, CHPTR13 TRUSTEE	R	01/24/2025	260.00
075064	SIU CREDIT UNION	R	01/24/2025	475.00
075065	ACE HARDWARE	R	01/27/2025	25.18
075065	ACE HARDWARE	V	01/27/2025	-25.18
075066	HSG MECHANICAL CONTRACTOR	R	01/27/2025	10,352.42
075067	ACE HARDWARE	R	01/31/2025	25.18
075067	ACE HARDWARE	V	01/31/2025	-25.18
075068	BRUCE UNTERBRINK CONSTRUCTION	R	01/31/2025	55,660.03
075069	CARTERVILLE WINLECTRIC	R	01/31/2025	18,521.59
075070	ILLINOIS SCHOOL FOR THE DEAF	R	01/31/2025	2,066.88
075071	ROSS CONSTRUCTION, INC	R	01/31/2025	2,678.00
075072	WAL-MART	R	01/31/2025	805.83
202300564	AFLAC - GROUP POLICY	R	01/24/2025	2,306.62
202300565	COMMON REMITTER	R	01/24/2025	5,744.06
202300566	ILLINOIS DEPT OF REVENUE	R	01/24/2025	47,374.82
202300567	ILLINOIS MUNICIPAL	R	01/24/2025	28,059.06
202300568	INTERNAL REVENUE SERVICE	R	01/24/2025	136,361.14
202300569	TEACHER HEALTH INS SECURT	R	01/24/2025	13,963.59
202300570	TEACHERS RET0058	R	01/24/2025	5,163.50
202300571	TEACHERS RETIREMENT	R	01/24/2025	80,082.13
202300572	TEACHERS RETIREMT SYS 10	R	01/24/2025	4,555.97
202300573	TRS SSP	R	01/24/2025	2,452.63
202300574	INTERNAL REVENUE SERVICE	R	01/30/2025	0.00
202300575	TRS SSP	R	01/30/2025	0.00
202300576	AMERICAN EXPRESS	R	01/31/2025	41,061.98
202300577	MASTERCARD	R	01/31/2025	15,853.65
9232410147	BEERS, JAEDYN	R	01/24/2025	507.91
9232410148	BRAVE, CONNOR	R	01/24/2025	166.50
9232410149	COLSON, KELLEN	R	01/24/2025	80.28

9232410150	COURTER, MELISSA	R	01/24/2025	472.06
9232410151	CRABTREE, JESSIE	R	01/24/2025	374.89
9232410152	FUCHS, DURENDA	R	01/24/2025	92.18
9232410153	HOFFMAN, TAYLOR	R	01/24/2025	253.39
9232410154	ISBELL, CHLOE	R	01/24/2025	168.93
9232410155	JOHNSON, JENNA	R	01/24/2025	956.89
9232410156	JOHNSTON, NATHANEL	R	01/24/2025	1,842.43
9232410157	JOYNER, NICK	R	01/24/2025	294.14
9232410158	NAVE, LAYTON	R	01/24/2025	489.29
9232410159	PRITCHETT, ROBIN	R	01/24/2025	83.11
9232410160	RUSSELL, JENNIFER	R	01/24/2025	1,296.70
9232410161	SPRAGUE, TARA	R	01/24/2025	75.40
9232410162	STANLEY, BRANDI L	R	01/24/2025	919.73
9232410163	TANNER, GRACEE A	R	01/24/2025	874.78
9232410164	THOMPSON, KENNADY	R	01/24/2025	573.34
9232410165	VAN HORN, TOMMY	R	01/24/2025	117.99
9232410166	WALKER, RALPH	R	01/24/2025	367.08
9232410167	WILLIAMS, DEREK	R	01/24/2025	565.47
9232410168	WOFFORD, JON	R	01/24/2025	170.43
9232410169	BOSWELL, SOPHIA	R	01/24/2025	1,702.54
9232410170	DIXON, AARON M	R	01/24/2025	2,403.92
9232410171	GARRETT, RACHEL Y	R	01/24/2025	367.64
9232410172	LYNN, MONICA	R	01/24/2025	1,052.89
9232410173	MARLER, ANGELA R	R	01/24/2025	1,325.40
9232410174	MARTIN, DEREK W	R	01/24/2025	1,461.07
9232410175	MAYFIELD, MICHAEL J	R	01/24/2025	1,789.53
9232410176	MENEESE, MICHAEL	R	01/24/2025	1,576.25
9232410177	MOSS, REBECCA J	R	01/24/2025	3,489.68
9232410178	SANDERS, SUSAN R	R	01/24/2025	865.17
9232410179	SMITH, LOLA	R	01/24/2025	1,540.16
9232410180	SPENCER, MARTIN N	R	01/24/2025	1,305.24
9232410181	STANLEY, JERRY A	R	01/24/2025	2,482.11
9232410182	WALSTON, DANIELLE A	R	01/24/2025	1,792.07
9232410183	WATSON, KIMBERLY K	R	01/24/2025	2,249.37
9232410184	WATTS, LINDSAY K	R	01/24/2025	3,828.47
9232410185	WOODS, RHONDA	R	01/24/2025	2,015.38
9232410186	ADKINS, MARK S	R	01/24/2025	2,847.72
9232410187	ALLEN, COLTON	R	01/24/2025	1,965.89
9232410188	ALLEN, SARAH	R	01/24/2025	1,833.29
9232410189	ANDERSON, BRITTNEY L	R	01/24/2025	1,923.48
9232410190	BAKER, MEGAN	R	01/24/2025	527.25

9232410191	BAKER, SARA J	R	01/24/2025	2,287.43
9232410192	BLUMENSTOCK, HEATH	R	01/24/2025	2,436.97
9232410193	BUCHANAN, AMY J	R	01/24/2025	2,682.14
9232410194	BURNS, KIM R	R	01/24/2025	2,742.66
9232410195	COLBOTH, MICAH A	R	01/24/2025	1,989.26
9232410196	DAHMER, CONNIE L	R	01/24/2025	833.02
9232410197	EVANS, KAYLEE	R	01/24/2025	1,649.23
9232410198	GRANT, TERESA	R	01/24/2025	2,529.93
9232410199	HENSHAW, SHAY C	R	01/24/2025	2,437.83
9232410200	JOHNSON, RICK	R	01/24/2025	646.25
9232410201	LOUCKS, HASSI L	R	01/24/2025	2,688.47
9232410202	LUNDGREN, MELISSA K	R	01/24/2025	1,979.44
9232410203	POGGENDORF, STEPHEN	R	01/24/2025	2,277.85
9232410204	ROBERTSON, DEMITA J	R	01/24/2025	2,833.34
9232410205	ROBERTSON, RACHEL	R	01/24/2025	193.93
9232410206	ROPER, REID	R	01/24/2025	2,367.57
9232410207	SIMMERMAN, KELLY B	R	01/24/2025	2,569.73
9232410208	STEARNS, DANA R	R	01/24/2025	2,674.69
9232410209	VANHORN, MARGARET	R	01/24/2025	2,230.41
9232410210	WALLACE, ANDREA M	R	01/24/2025	34.96
9232410211	WALLACE, YESENIA	R	01/24/2025	426.36
9232410212	WILSON, AMY	R	01/24/2025	1,583.60
9232410213	ACKERMANN, COURTNEY	R	01/24/2025	1,876.82
9232410214	ALLEN, NICOLE	R	01/24/2025	1,502.62
9232410215	BEERS, KERRIE JO	R	01/24/2025	2,448.93
9232410216	BLUMENSTOCK, ANGELA	R	01/24/2025	2,105.38
9232410217	CHELIN, AIME N	R	01/24/2025	2,554.03
9232410218	CORZINE, JESSICA	R	01/24/2025	2,975.81
9232410219	DOSS, JAELA	R	01/24/2025	923.22
9232410220	GOOCH, RYLEY	R	01/24/2025	1,636.74
9232410221	MAZE, ASHLEIGH	R	01/24/2025	2,695.83
9232410222	MCCARTY, CYNTHIA	R	01/24/2025	2,517.95
9232410223	MENCKOWSKI, KRISTINA	R	01/24/2025	2,360.61
9232410224	MITACEK, ELIZABETH	R	01/24/2025	2,357.72
9232410225	MOORE, MELISSA A	R	01/24/2025	2,410.36
9232410226	MOTSINGER, MARY DIBBLE	R	01/24/2025	2,274.71
9232410227	NGUYEN, STEPHANIE	R	01/24/2025	819.46
9232410228	ODUM, LISA A	R	01/24/2025	2,140.72
9232410229	OWENS, TERRILL TANNER	R	01/24/2025	1,969.42
9232410230	PICKLES, ALICIA	R	01/24/2025	693.48
9232410231	ROHRER, KELSEY A	R	01/24/2025	2,004.83

9232410232	RUSHING, HALEY A	R	01/24/2025	1,661.81
9232410233	SMITH, BRITTANY	R	01/24/2025	1,741.83
9232410234	TRAVIS, AMY N	R	01/24/2025	2,235.85
9232410235	ADDISON, AMBER	R	01/24/2025	840.13
9232410236	ALLARDYCE, KRISTY L	R	01/24/2025	2,453.47
9232410237	BASLER, THANAKA L	R	01/24/2025	2,089.58
9232410238	BROWN, DAWN M	R	01/24/2025	2,575.27
9232410239	BUNDREN, MELISSA F	R	01/24/2025	2,615.67
9232410240	BUSHUE, CORY D	R	01/24/2025	2,208.33
9232410241	CHESTOSKY, JENNIFER STARR	R	01/24/2025	2,208.24
9232410242	CROSSON, JARROD B	R	01/24/2025	2,382.84
9232410243	DAVIS, MELANIE M	R	01/24/2025	2,263.62
9232410244	FARTHING, ASHLEY	R	01/24/2025	1,939.48
9232410245	FLETCHER, JOHN D	R	01/24/2025	3,421.43
9232410246	FRANCIS, SARAH J	R	01/24/2025	2,196.18
9232410247	FRANKEL, KIMBERLY J	R	01/24/2025	1,970.11
9232410248	HARRIS, ANDREA	R	01/24/2025	2,473.45
9232410249	HOWELL, MALEA L	R	01/24/2025	2,275.36
9232410250	LANDES, JESSICA A	R	01/24/2025	2,568.08
9232410251	MCPHAIL, JENNIFER L	R	01/24/2025	2,734.48
9232410252	MILLS, JUDI V	R	01/24/2025	991.72
9232410253	OGLESBY, SUMER J	R	01/24/2025	2,415.41
9232410254	PECORD, ALLY	R	01/24/2025	1,977.93
9232410255	PERKINS, KATIE	R	01/24/2025	2,054.77
9232410256	PINKSTON, LISA J	R	01/24/2025	2,230.73
9232410257	PRICE, ROXANNE R	R	01/24/2025	3,163.94
9232410258	RIOS, NATALIA	R	01/24/2025	2,138.77
9232410259	ROMAINE, MICHELLE D	R	01/24/2025	2,320.27
9232410260	ROPER, TOM	R	01/24/2025	2,353.69
9232410261	SAMPLES, JOANNA	R	01/24/2025	1,355.87
9232410262	SEGERS, JAMES B	R	01/24/2025	2,512.07
9232410263	SHADOWENS, ALEXANDRIA	R	01/24/2025	1,678.27
9232410264	SLONE, SOMER	R	01/24/2025	2,077.11
9232410265	SPRINGVLOED, WENDY M	R	01/24/2025	2,735.29
9232410266	STANFILL, AMBER D	R	01/24/2025	2,512.27
9232410267	STOTLAR, JENNA L	R	01/24/2025	2,181.22
9232410268	STOUT, ERIKA A	R	01/24/2025	2,036.31
9232410269	TARLTON, MARCI J	R	01/24/2025	2,048.27
9232410270	VANHORN, HALEY	R	01/24/2025	1,698.04
9232410271	WALTERS, SHARON R	R	01/24/2025	751.23
9232410272	WEBB, STEPHEN E	R	01/24/2025	2,235.06

9232410273	BRAVE, MORGAN	R	01/24/2025	1,744.10
9232410274	BROWN, STEPHANIE	R	01/24/2025	2,484.50
9232410275	CHILDERS, ABBY N	R	01/24/2025	1,908.51
9232410276	CHIN, BRITTANY	R	01/24/2025	729.81
9232410277	DAVIS, RACHEL L	R	01/24/2025	2,270.43
9232410278	DISNEY, RACHEL A	R	01/24/2025	2,118.01
9232410279	HASEKER, CAYENNE N	R	01/24/2025	2,072.42
9232410280	HILL, TYRA L	R	01/24/2025	1,943.98
9232410281	KADELA, LAURYN	R	01/24/2025	1,406.87
9232410282	KRAUS, MALINEE K	R	01/24/2025	2,422.83
9232410283	LYNN, AMANDA B	R	01/24/2025	2,653.91
9232410284	MIELDEZIS, JOSHUA	R	01/24/2025	1,975.29
9232410285	MITCHELL, AMBER R	R	01/24/2025	1,946.25
9232410286	PARKER, MELISSA	R	01/24/2025	113.15
9232410287	PARKS, STACEY	R	01/24/2025	2,256.29
9232410288	PAYNE, CARRIE	R	01/24/2025	728.34
9232410289	RANDOLPH, ANGELA D	R	01/24/2025	2,735.09
9232410290	SHOUKLETOVICH, TONI L	R	01/24/2025	3,071.21
9232410291	STAPLETON, AILEEN	R	01/24/2025	2,146.09
9232410292	SULLIVAN, CHRISTY M	R	01/24/2025	2,419.21
9232410293	VICKERY, AMANDA	R	01/24/2025	702.75
9232410294	WILSON, MALLORY	R	01/24/2025	3,111.55
9232410295	ANDERSON, BAILEY	R	01/24/2025	1,760.05
9232410296	BECK, CARI	R	01/24/2025	1,459.56
9232410297	BENSON, ASHLEIGH D	R	01/24/2025	3,040.35
9232410298	BETZ, BRENDAN J	R	01/24/2025	2,476.20
9232410299	BROWNING, LEAH R	R	01/24/2025	2,647.35
9232410300	CULBRETH, EMILY R	R	01/24/2025	1,749.78
9232410301	DEATHERAGE, AMANDA	R	01/24/2025	1,801.23
9232410302	DUNAWAY, SHELLY A	R	01/24/2025	1,078.08
9232410303	FIKE, AMBER A	R	01/24/2025	2,550.67
9232410304	GEIGER, SARAH	R	01/24/2025	2,607.67
9232410305	GRAFF, ELIZABETH	R	01/24/2025	1,950.11
9232410306	HOLDERFIELD, CASEY	R	01/24/2025	1,891.12
9232410307	JACKSON, DAWN E	R	01/24/2025	2,799.86
9232410308	JOHNSON, CHRISTY	R	01/24/2025	2,282.75
9232410309	KADELA, MICHELLE L	R	01/24/2025	959.16
9232410310	KISSING, MICHELLE	R	01/24/2025	2,030.54
9232410311	LUCE, LAUREN	R	01/24/2025	1,736.83
9232410312	MAUSEY, LORI ANN	R	01/24/2025	3,067.79
9232410313	MCMURTRY, MELISSA D	R	01/24/2025	1,999.84

9232410314	MORTHLAND, JILL E	R	01/24/2025	1,986.94
9232410315	NEAL, HOLLY J	R	01/24/2025	1,656.89
9232410316	NINNESS, JENNIFER L	R	01/24/2025	708.43
9232410317	OSBORNE, AMANDA E	R	01/24/2025	3,112.81
9232410318	PEARCE, SALLY A	R	01/24/2025	2,666.31
9232410319	POTOCKI, ELIZABETH	R	01/24/2025	2,892.66
9232410320	PRESSWOOD, MADISON	R	01/24/2025	1,911.73
9232410321	RANDOLPH, ANDREW G	R	01/24/2025	2,490.91
9232410322	REYNOLDS, ROBYN D	R	01/24/2025	2,145.70
9232410323	ROWLAND, MADISON J	R	01/24/2025	1,859.87
9232410324	STEPTER, HEATHER B	R	01/24/2025	1,765.35
9232410325	TALLMAN, LISA	R	01/24/2025	739.17
9232410326	TANNER, MELISSA R	R	01/24/2025	2,740.23
9232410327	THOMPSON, MEGAN L	R	01/24/2025	1,948.65
9232410328	THOMPSON, SONYA	R	01/24/2025	2,334.31
9232410329	THORNTON, PAIGE	R	01/24/2025	2,111.50
9232410330	VICKERY, TRAVIS	R	01/24/2025	2,105.26
9232410331	YOUNG, KERRI J	R	01/24/2025	2,484.51
9232410332	ADKINS, ALANA M	R	01/24/2025	2,450.26
9232410333	ALEXANDER, AMY L	R	01/24/2025	922.45
9232410334	ANDERSON, JENNIFER	R	01/24/2025	2,062.49
9232410335	ASHMORE, NICOLE	R	01/24/2025	2,985.79
9232410336	BUTLER, NATHAN	R	01/24/2025	78.81
9232410337	CHANCE, MELISSA	R	01/24/2025	1,817.55
9232410338	CHAPMAN, ALICIA M	R	01/24/2025	2,034.15
9232410339	CHMIEL, KRISTA	R	01/24/2025	50.27
9232410340	CORZINE, LAUREN M	R	01/24/2025	2,416.02
9232410341	CRAIN, KATRINA S	R	01/24/2025	2,992.61
9232410342	DEACON, JENNIFER A	R	01/24/2025	2,095.74
9232410343	DISNEY, ADAM K	R	01/24/2025	2,798.58
9232410344	DUENOS, KALEIGH	R	01/24/2025	2,581.40
9232410345	FARLEY, MELISSA	R	01/24/2025	2,001.84
9232410346	FRANCIS, ANDREA	R	01/24/2025	2,222.38
9232410347	GALLOWAY, GLENDA J	R	01/24/2025	2,785.27
9232410348	GILES, JAYCEE	R	01/24/2025	2,147.59
9232410349	GULLEY, DAVID J	R	01/24/2025	2,455.68
9232410350	HAMMONDS, AUSTIN CHRISTIAN	R	01/24/2025	2,153.76
9232410351	JACKSON, KARRIE L	R	01/24/2025	2,831.52
9232410352	KELLY, KHARA M	R	01/24/2025	2,262.66
9232410353	KEY, NICOLE D	R	01/24/2025	2,132.30
9232410354	KRAUS, MICHAEL C	R	01/24/2025	2,565.57

9232410355	LAWSON, CATHERINE L	R	01/24/2025	2,697.69
9232410356	MANFREDO, REX J	R	01/24/2025	1,719.80
9232410357	MAZE, CODY P	R	01/24/2025	2,347.73
9232410358	MAZE, JULIE A	R	01/24/2025	2,338.64
9232410359	MCKENTY, SCOTT	R	01/24/2025	1,957.03
9232410360	MEYER, KOURTNEY	R	01/24/2025	1,025.27
9232410361	MIELDEZIS, TIMOTHY SCOTT	R	01/24/2025	2,229.91
9232410362	MORSE, GABRIELLE	R	01/24/2025	832.21
9232410363	MOULTON, SHAWNA K	R	01/24/2025	1,915.51
9232410364	PIERCE, KRISTI L S	R	01/24/2025	2,523.50
9232410365	POWELL, PHILIP	R	01/24/2025	2,167.35
9232410366	REID, GREGORY E	R	01/24/2025	3,249.75
9232410367	ROBBINS, CLEO D	R	01/24/2025	2,301.73
9232410368	SAGE, MEGHAN	R	01/24/2025	1,524.37
9232410369	SANDERS, CHRISTINA C	R	01/24/2025	2,328.55
9232410370	SAUERHAGE, BRANDI L	R	01/24/2025	2,407.13
9232410371	SCHMITT, KYLE	R	01/24/2025	2,038.32
9232410372	SHORE, ELIZABETH B	R	01/24/2025	3,434.19
9232410373	SKEATE, WALTER R	R	01/24/2025	2,273.72
9232410374	SPANNAGEL, AMANDA	R	01/24/2025	2,485.73
9232410375	STACEY, ALECIA	R	01/24/2025	1,780.32
9232410376	STOWERS, SARAH	R	01/24/2025	2,860.06
9232410377	SULSER, TIFFANY B	R	01/24/2025	2,647.27
9232410378	TRAINOR, ADRIENNE L	R	01/24/2025	2,272.58
9232410379	TRETTER, ASHLEY	R	01/24/2025	299.70
9232410380	VICKERY, AMY R	R	01/24/2025	2,682.08
9232410381	WALKER, RANI R	R	01/24/2025	2,592.26
9232410382	WATSON, CARRIE L	R	01/24/2025	2,775.89
9232410383	WATSON, KIM L	R	01/24/2025	3,182.75
9232410384	WEBB, HEATHER	R	01/24/2025	2,297.29
9232410385	WILLIAMSON, CHARLES L	R	01/24/2025	3,829.35
9232410386	AKES, AMBER	R	01/24/2025	2,598.20
9232410387	BAKER, ELIJAH J	R	01/24/2025	2,486.18
9232410388	BARGER, TINA	R	01/24/2025	2,596.20
9232410389	BAYER, ABIGAIL	R	01/24/2025	1,804.17
9232410390	BLUMENSTOCK, JAYLYNN	R	01/24/2025	1,695.04
9232410391	BOLLEY, MONICA J	R	01/24/2025	2,235.44
9232410392	BUTLER, JANET	R	01/24/2025	104.88
9232410393	CACIOPPO, LAUREN B	R	01/24/2025	2,256.92
9232410394	CAMERON, MARTY J	R	01/24/2025	2,522.88
9232410395	CORLEY, EMILY A	R	01/24/2025	2,166.71

9232410396	DANIELS, IVANNIA	R	01/24/2025	1,632.70
9232410397	DODDS, JAMIE R	R	01/24/2025	2,781.51
9232410398	DONALDSON, DENNIS	R	01/24/2025	129.29
9232410399	DRAKE, JAMIE	R	01/24/2025	360.42
9232410400	DUNDERDALE, HOLLY R	R	01/24/2025	2,533.03
9232410401	DUNNING, JASON E	R	01/24/2025	3,068.89
9232410402	ELLIS, EDWARD	R	01/24/2025	2,637.01
9232410403	FARNER, GABRIELE L	R	01/24/2025	2,086.12
9232410404	FOSSE, PEYTON	R	01/24/2025	1,839.32
9232410405	FOX, BRANDI	R	01/24/2025	494.54
9232410406	GATES, AMANDA	R	01/24/2025	1,696.06
9232410407	GEIGER, KYLE	R	01/24/2025	2,551.54
9232410408	GILLESPIE, GUS	R	01/24/2025	3,154.87
9232410409	GILLESPIE, JANNA	R	01/24/2025	3,195.41
9232410410	GIMMY, SCOTT J	R	01/24/2025	1,921.87
9232410411	GOODISKY, J RYAN	R	01/24/2025	3,354.08
9232410412	GORDON, SARA	R	01/24/2025	2,007.72
9232410413	GRACE, AMY M	R	01/24/2025	75.00
9232410414	GRIFFIN, ERIK	R	01/24/2025	740.76
9232410415	GRIFFITH, JENNA M	R	01/24/2025	2,410.28
9232410416	GRIFFITH, TROY	R	01/24/2025	249.09
9232410417	HALE, MEGAN	R	01/24/2025	1,968.76
9232410418	HARRIS, MELINDA	R	01/24/2025	957.53
9232410419	HAYNES, CHRISTY W	R	01/24/2025	2,431.09
9232410420	HERBST, JENNA E	R	01/24/2025	2,064.89
9232410421	HILL, TREBOR	R	01/24/2025	2,378.67
9232410422	HOLLIDAY, JACOB	R	01/24/2025	387.99
9232410423	HOLT, MICHAEL	R	01/24/2025	3,091.63
9232410424	HOMOYA, TIFFANY L	R	01/24/2025	1,269.24
9232410425	HUDGENS, DEANNA	R	01/24/2025	2,474.25
9232410426	JAMES, LESTER E	R	01/24/2025	2,050.27
9232410427	KASSIM, LEILA	R	01/24/2025	1,927.90
9232410428	KIRBY, JOEL	R	01/24/2025	2,246.65
9232410429	KISSING, AMY G	R	01/24/2025	2,056.39
9232410430	KRASSELT, BRIANNA	R	01/24/2025	265.48
9232410431	KRESCA, JARA N	R	01/24/2025	117.99
9232410432	KRESCA, NICK	R	01/24/2025	2,692.56
9232410433	LAUNIUS, LUCAS F	R	01/24/2025	2,545.74
9232410434	LINDSEY, DARREN BART	R	01/24/2025	535.16
9232410435	MATHEWS, TONYA	R	01/24/2025	202.18
9232410436	MCKINNEY, ADAM	R	01/24/2025	2,173.77

9232410437	MILLER, KIMBERLY S	R	01/24/2025	2,104.05
9232410438	MISNER, TOBY J	R	01/24/2025	2,748.93
9232410439	MITCHELL, GENE A	R	01/24/2025	2,528.95
9232410440	MURPHY, SIERRA C	R	01/24/2025	997.19
9232410441	NEAL, JOY A	R	01/24/2025	2,068.89
9232410442	NEAL, SIMONE R	R	01/24/2025	2,952.25
9232410443	OLDHAM, STEPHANIE	R	01/24/2025	2,977.01
9232410444	PARKS, BRYCE	R	01/24/2025	2,155.16
9232410445	PATTERSON, ALYSSA	R	01/24/2025	1,558.83
9232410446	PAULS, CODY D	R	01/24/2025	2,156.13
9232410447	PLOTT, OLIVIA	R	01/24/2025	2,131.68
9232410448	POWERS, MARY	R	01/24/2025	82.79
9232410449	PRITCHARD, MARY JO	R	01/24/2025	3,015.25
9232410450	PULLEY, HEATHER	R	01/24/2025	2,597.88
9232410451	RICE, JACOB	R	01/24/2025	1,942.30
9232410452	RICE, MEGIN M	R	01/24/2025	2,923.23
9232410453	RICHART, KELLY E	R	01/24/2025	2,627.43
9232410454	SALERNO, MAKANE	R	01/24/2025	2,715.32
9232410455	SANDERS, HEATHER	R	01/24/2025	2,033.63
9232410456	SANDERS, LAURA M	R	01/24/2025	2,677.32
9232410457	SCHULMEISTER, DEAN	R	01/24/2025	2,796.04
9232410458	SIEFERT-PEARCE, CATHERINE	R	01/24/2025	2,194.29
9232410459	SINKS, BART T	R	01/24/2025	3,056.16
9232410460	SPILLAN, JAYNA	R	01/24/2025	1,933.05
9232410461	STEPHENS, ANTHONY B	R	01/24/2025	2,443.44
9232410462	STUCK, KOLBIE L	R	01/24/2025	934.01
9232410463	TARLTON, JEFFREY L	R	01/24/2025	2,717.49
9232410464	TATE, LOLA MICHELE	R	01/24/2025	2,538.41
9232410465	TATE, MEGAN	R	01/24/2025	2,074.78
9232410466	TAYLOR, JALEIGH	R	01/24/2025	873.85
9232410467	TEAL, DAVID JOSIAH	R	01/24/2025	1,786.20
9232410468	TONAZZI, LORI L	R	01/24/2025	2,696.72
9232410469	TRAVELSTEAD, NIKKI L	R	01/24/2025	2,547.24
9232410470	TURNER, EMILIE G	R	01/24/2025	1,978.91
9232410471	TURNER, JENNIFER R	R	01/24/2025	2,049.99
9232410472	VINE, CONNOR	R	01/24/2025	242.61
9232410473	WALLACE, MARK A	R	01/24/2025	3,110.29
9232410474	WARE, EDWARD	R	01/24/2025	453.02
9232410475	WILLIAMS, JOSEPH R	R	01/24/2025	3,737.06
9232410476	WILLIS, BRITTANY	R	01/24/2025	2,021.13
9232410477	WOFFORD, KENDRA K	R	01/24/2025	1,418.49

9232410478	WOLFE, LISA L	R	01/24/2025	2,196.74
9232410479	YORK, CHRISTIN	R	01/24/2025	1,727.92
9232410480	YOUNG, GRAHAM	R	01/24/2025	1,794.88
9232410481	BASLER, DEBRA S	R	01/24/2025	74.88
9232410482	CAMERON, RACHEL	R	01/24/2025	331.09
9232410483	CLINE, KARISSA	R	01/24/2025	203.20
9232410484	COBB, SARAH	R	01/24/2025	349.60
9232410485	DERCHY, REBECCA	R	01/24/2025	928.91
9232410486	GIRTMAN, MARIAH	R	01/24/2025	890.17
9232410487	HAVENER, MARCELLA	R	01/24/2025	173.71
9232410488	KING, TERESA	R	01/24/2025	637.49
9232410489	LUCAS, JOHN	R	01/24/2025	334.54
9232410490	MCBRIDE, JAYCEN	R	01/24/2025	353.97
9232410491	NEWELL, AMBER	R	01/24/2025	551.44
9232410492	OAKLEY, RHYAN	R	01/24/2025	298.25
9232410493	SOMMER, LARISSA L	R	01/24/2025	669.27
9232410494	TRASK, JEROLD	R	01/24/2025	425.24
9232410495	WALKER, TIFFANY D	R	01/24/2025	645.22
9232410496	NICOLAIDES, BENJAMIN	R	01/24/2025	386.74
9232410497	HARDING, ANGEL	R	01/24/2025	831.18
9232410498	LENON, LISA S	R	01/24/2025	876.72
9232410499	PRICE, SHERRIE A	R	01/24/2025	965.93
9232410500	ROBERTSON, RACHEL	R	01/24/2025	877.06
9232410501	SWAN, JEMIE	R	01/24/2025	844.77
9232410502	WALLACE, YESENIA	R	01/24/2025	812.89
9232410503	ALDRIDGE, BRENDA K	R	01/24/2025	870.50
9232410504	BABINGTON, AMANDA	R	01/24/2025	619.95
9232410505	CLARK, ASHLEY	R	01/24/2025	140.79
9232410506	COLE, KYAN	R	01/24/2025	301.53
9232410507	MONTGOMERY, PAMELA	R	01/24/2025	450.61
9232410508	REED, PAMELA JANE	R	01/24/2025	204.39
9232410509	STEARNS, MARYLYN SUE	R	01/24/2025	341.30
9232410510	TANNER, AMANDA	R	01/24/2025	728.32
9232410511	TOLER, JENNY	R	01/24/2025	650.20
9232410512	BUCKINGHAM, ELIZABETH	R	01/24/2025	1,052.68
9232410513	BUCKINGHAM, HAILEY	R	01/24/2025	898.56
9232410514	FRITZ, ELIZABETH	R	01/24/2025	813.87
9232410515	GADE, COREEN	R	01/24/2025	871.67
9232410516	LINDSEY, JANIT	R	01/24/2025	880.62
9232410517	MALROY, TERESA	R	01/24/2025	166.23
9232410518	SALVETTI, CHANDRA	R	01/24/2025	938.73

9232410519	TILLERY, VIRGINIA C	R	01/24/2025	259.74
9232410520	WALTERS, TAMMY L	R	01/24/2025	425.97
9232410521	WEST, MELISSA	R	01/24/2025	776.45
9232410522	WILSON, CINDI	R	01/24/2025	329.01
9232410523	BELL, DION L	R	01/24/2025	133.86
9232410524	BERGMAN, VALERIE	R	01/24/2025	337.58
9232410525	FREY, KATHY L	R	01/24/2025	1,017.69
9232410526	GILE, EMILY	R	01/24/2025	369.36
9232410527	MESSAMORE, CYNTHIA	R	01/24/2025	635.89
9232410528	MORSE, KENYA L	R	01/24/2025	886.51
9232410529	PARKER, MELISSA	R	01/24/2025	866.25
9232410530	TREECE, KELLIE A	R	01/24/2025	880.50
9232410531	WEEKS, ALEXANDRA	R	01/24/2025	449.25
9232410532	WOODS, REAGAN	R	01/24/2025	661.23
9232410533	WOODSUM, CHARLEY	R	01/24/2025	249.35
9232410534	YOST, DEBBIE K	R	01/24/2025	651.26
9232410535	BALTZELL, GERALD	R	01/24/2025	675.85
9232410536	BYERS, BETTY JO	R	01/24/2025	926.12
9232410537	CROSSON, GARY L	R	01/24/2025	495.02
9232410538	DEATON, HELEN	R	01/24/2025	1,115.53
9232410539	GREGORY, LUKE	R	01/24/2025	288.41
9232410540	KAMINSKI, DEBRA L	R	01/24/2025	853.02
9232410541	LAROCCO, DARLENE	R	01/24/2025	484.75
9232410542	NAPIER, CHELSEY	R	01/24/2025	466.06
9232410543	NEWTON, SHERESE D	R	01/24/2025	317.29
9232410544	RODGERS, AMANDA	R	01/24/2025	964.72
9232410545	TESSONE, AMANDA	R	01/24/2025	638.52
9232410546	VENABLE, MARK S	R	01/24/2025	586.13
9232410547	BRIGHT, AMY L	R	01/24/2025	804.19
9232410548	BRUSH, JAMIE C	R	01/24/2025	143.20
9232410549	DENA, SARAH	R	01/24/2025	831.67
9232410550	DENISON, SUSAN M	R	01/24/2025	676.09
9232410551	HICKEY, KAMERON RACE	R	01/24/2025	314.64
9232410552	HOLCOMB, DIANA	R	01/24/2025	827.37
9232410553	STUTZ, PATRICIA M	R	01/24/2025	509.24
9232410554	TIBEREND, MISTY	R	01/24/2025	889.10
9232410555	BUTLER, JANET	R	01/24/2025	46.45
9232410556	DUNNING, JULIE	R	01/24/2025	626.28
9232410557	GILL, SCOTT	R	01/24/2025	860.63
9232410558	LEONARD, PAIGE	R	01/24/2025	789.25
9232410559	PHEMISTER, DIANE	R	01/24/2025	1,236.42

9232410560	POWERS, MARY	R	01/24/2025	391.84
9232410561	PRICE, NATHAN	R	01/24/2025	622.35
9232410562	SIMMONS, REBECCA J	R	01/24/2025	1,023.70
9232410563	SIMMONS, RITA DIANE	R	01/24/2025	264.22
9232410564	WALKER, SHELLEY J	R	01/24/2025	925.05
9232410565	BALTZELL, DWAYNE	R	01/24/2025	78.65
9232410566	BANKS, LORI B	R	01/24/2025	1,111.31
9232410567	BARTON, RANDY	R	01/24/2025	889.88
9232410568	BODINE, AMANDA	R	01/24/2025	505.14
9232410569	BRAINARD, SANDRA	R	01/24/2025	1,347.84
9232410570	BRUCE, COREY S	R	01/24/2025	202.06
9232410571	BRUCE, HEATHER	R	01/24/2025	101.03
9232410572	BRYANT, BRANDON	R	01/24/2025	808.22
9232410573	BUCKINGHAM, CHANDLER D	R	01/24/2025	314.64
9232410574	CASTELLANO, STEPHANIE	R	01/24/2025	722.77
9232410575	CHANDLER, MICHELE	R	01/24/2025	309.14
9232410576	CHIN, VANNAK	R	01/24/2025	1,309.25
9232410577	CHRISMAN, BRITTNEY	R	01/24/2025	649.25
9232410578	CUNNINGHAM, DONNA	R	01/24/2025	505.44
9232410579	DARR, DAILYN	R	01/24/2025	101.03
9232410580	FISCHER, KATELYN	R	01/24/2025	1,478.24
9232410581	GARCIA, MORENA	R	01/24/2025	1,111.31
9232410582	GARRETT, DRAKE T	R	01/24/2025	390.02
9232410583	GOTT, JEREMY	R	01/24/2025	170.43
9232410584	GRAVATT, TOMI S	R	01/24/2025	673.92
9232410585	HATTON, RACHEL	R	01/24/2025	34.96
9232410586	HILL, MICHAEL J	R	01/24/2025	202.06
9232410587	HILL, REGINA	R	01/24/2025	112.32
9232410588	HINES, JESSE	R	01/24/2025	893.30
9232410589	HOEHN, RONALD	R	01/24/2025	45.88
9232410590	HORN, CAMILLA	R	01/24/2025	106.38
9232410591	HUDSON, SHAUN	R	01/24/2025	1,414.39
9232410592	JAMES, JOHN	R	01/24/2025	926.87
9232410593	JANSSEN, MICHAEL	R	01/24/2025	212.76
9232410594	KEARNS, CHRISTINA	R	01/24/2025	955.04
9232410595	KELLEY, BAYLEE	R	01/24/2025	81.03
9232410596	LAZDINIS, KARA	R	01/24/2025	202.06
9232410597	LONG, RAYMOND	R	01/24/2025	707.20
9232410598	LOPEZ, TASHA	R	01/24/2025	162.06
9232410599	LUCAS, JOHN	R	01/24/2025	743.25
9232410600	MAYERS, HALLIE	R	01/24/2025	606.17

9232410601	MEDINA, STEVEN	R	01/24/2025	601.87
9232410602	MEYER, PHIL	R	01/24/2025	224.64
9232410603	MONTGOMERY, BETHANY	R	01/24/2025	212.76
9232410604	MURRAH, BRIAN	R	01/24/2025	106.38
9232410605	MYERS, REBECCA S	R	01/24/2025	685.37
9232410606	MYERS, RENEE	R	01/24/2025	718.64
9232410607	NEWELL, AMBER	R	01/24/2025	87.98
9232410608	NORMAN, DEUNDRAE	R	01/24/2025	516.59
9232410609	NORRIS, NOLEN	R	01/24/2025	471.96
9232410610	ORANGE, DAVID	R	01/24/2025	303.08
9232410611	PARKS, DEBORAH	R	01/24/2025	871.62
9232410612	PASONI, HAYVEN	R	01/24/2025	52.44
9232410613	PETERSEN, JUANITA	R	01/24/2025	404.11
9232410614	PETTIGREW, CARRIE	R	01/24/2025	669.10
9232410615	PRITCHETT, ROBIN	R	01/24/2025	686.29
9232410616	RABACCHI, KELLY	R	01/24/2025	1,515.42
9232410617	RIGGS, BILLY JOE	R	01/24/2025	852.32
9232410618	SEGERS, ALEXIS	R	01/24/2025	818.06
9232410619	SMITH, ERIC	R	01/24/2025	707.20
9232410620	SMITH, JAMES L	R	01/24/2025	865.28
9232410621	SMITH, KEEGAN T	R	01/24/2025	101.03
9232410622	STEWART, LISA K	R	01/24/2025	224.64
9232410623	THOMPSON, KENNADY	R	01/24/2025	425.54
9232410624	TRAMMELL, SUE	R	01/24/2025	336.96
9232410625	TROKEY, CINDY	R	01/24/2025	1,122.76
9232410626	TUCKER, MAKAYLA	R	01/24/2025	445.58
9232410627	TUCKER, MARILYN	R	01/24/2025	470.30
9232410628	VARGA, GABRIELLE	R	01/24/2025	617.62
9232410629	WEST, TRUDY	R	01/24/2025	932.15
9232410630	WESTBERRY, WHITNEY	R	01/24/2025	466.62
9232410631	WHITE, COURTNEY	R	01/24/2025	1,212.34
9232410632	WILLIAMS, ASHLEY	R	01/24/2025	808.22
9232410633	WILSON, DAIVD	R	01/24/2025	41.56
9232410634	WROLSON, CHRISTIAN	R	01/24/2025	215.48
9232410635	YELENCICH, GREG	R	01/24/2025	101.03
9232410636	BLANCHARD, SHANTHI	R	01/24/2025	101.03
9232410637	DIERKES, COURTNEY L	R	01/24/2025	1,135.93
9232410638	HAMMET, MARGARET K	R	01/24/2025	101.03
9232410639	HUNDLEY, AUSTIN L	R	01/24/2025	270.48
9232410640	ATWOOD, WILLIAM	R	01/24/2025	1,462.41
9232410641	FOSTER, TIMOTHY B	R	01/24/2025	1,727.72

9232410642	JEAN, JASON	R	01/24/2025	1,665.24
9232410643	MCGEE, CHRIS	R	01/24/2025	1,310.15
9232410644	MELVIN, JERIME	R	01/24/2025	1,618.21
9232410645	NORRIS, DAVID L	R	01/24/2025	1,694.97
9232410646	BRAMLET, MARISSA	R	01/24/2025	721.94
9232410647	MADINGER, KRISTINA L	R	01/24/2025	959.77
9232410648	PULLEY, KERRY N	R	01/24/2025	928.47
9232410649	ROBERTSON, RACHEL	R	01/24/2025	212.76
9232410650	WALLACE, ANDREA M	R	01/24/2025	6.55
9232410651	WILKINS, JANET A	R	01/24/2025	896.92
9232410652	ROSS, ROBERT E	R	01/24/2025	1,145.58
9232410653	WARREN, BRIAN L	R	01/24/2025	1,093.84
9232410654	ADDISON, AMBER	R	01/24/2025	34.81
9232410655	CLINE, KARA M	R	01/24/2025	575.24
9232410656	COOK, CHELSYE	R	01/24/2025	666.53
9232410657	DIAL, LAURA	R	01/24/2025	990.50
9232410658	HICKEY, GARY WAYNE	R	01/24/2025	146.44
9232410659	LINDSEY, JANIT	R	01/24/2025	5.18
9232410660	MALROY, TERESA	R	01/24/2025	216.31
9232410661	MITCHELL, JUSTIN	R	01/24/2025	1,225.49
9232410662	MUNISAMY, SARASWATHY	R	01/24/2025	117.99
9232410663	BRASEL, MELINDA S	R	01/24/2025	1,105.09
9232410664	GILE, EMILY	R	01/24/2025	187.49
9232410665	GRIMES, SCOTT	R	01/24/2025	1,105.66
9232410666	LEWIS, EMMA	R	01/24/2025	183.53
9232410667	WAGNER, ALEXANDER	R	01/24/2025	964.29
9232410668	BALTZELL, GERALD	R	01/24/2025	150.14
9232410669	BECKEMEYER, KAREN	R	01/24/2025	157.32
9232410670	GWALTNEY, JERRID J	R	01/24/2025	1,388.16
9232410671	LACHIANA, CHRISTOPHER B	R	01/24/2025	157.32
9232410672	LEONARD, JETT	R	01/24/2025	1,048.76
9232410673	LERCH, BRENNA	R	01/24/2025	347.41
9232410674	MELTON, RHONDA J	R	01/24/2025	855.89
9232410675	POWELL, KAREN L	R	01/24/2025	118.26
9232410676	RUSSELL, JAMES T	R	01/24/2025	1,098.05
9232410677	STRANG, COURTNEY	R	01/24/2025	676.00
9232410678	CHERIM, ROBIN	R	01/24/2025	1,055.59
9232410679	COCHRUM, MIRA	R	01/24/2025	1,167.77
9232410680	DEACON, JENNIFER A	R	01/24/2025	37.44
9232410681	DISNEY, ADAM K	R	01/24/2025	168.48
9232410682	KRAUS, MICHAEL C	R	01/24/2025	37.44

9232410683	MEADOWS, BARBARA	R	01/24/2025	157.32
9232410684	SKEATE, WALTER R	R	01/24/2025	74.88
9232410685	STACEY, ALECIA	R	01/24/2025	133.76
9232410686	STUTZ, PATRICIA M	R	01/24/2025	447.74
9232410687	TIBEREND, MISTY	R	01/24/2025	66.02
9232410688	VOYLES, GREGORY A	R	01/24/2025	1,041.02
9232410689	BAWKER, STEPHANIE	R	01/24/2025	813.74
9232410690	BOZARTH, CHARLOTTE	R	01/24/2025	1,177.64
9232410691	BOZARTH, JOHN	R	01/24/2025	1,124.93
9232410692	CLARIDA, LANDDYN	R	01/24/2025	576.24
9232410693	DAVIS, JAMES A	R	01/24/2025	1,053.79
9232410694	DUNNING, JASON E	R	01/24/2025	107.64
9232410695	HOLMAN, DONALD	R	01/24/2025	974.74
9232410696	HORN, MICHAEL W	R	01/24/2025	910.01
9232410697	JAMES, CHARLES T	R	01/24/2025	1,103.31
9232410698	JOYNER, ABIGAIL	R	01/24/2025	163.87
9232410699	KRASSELT, BRIANNA	R	01/24/2025	900.71
9232410700	KRESCA, JARA N	R	01/24/2025	34.96
9232410701	MISNER, OWEN	R	01/24/2025	199.93
9232410702	SHADOWENS, DIANA	R	01/24/2025	523.80
9232410703	WARE, EDWARD	R	01/24/2025	815.72
9232410704	WATSON, DEXTER	R	01/24/2025	1,048.24
9232410705	WARNER, JODI	R	01/24/2025	139.84
9232410706	BANKS, HAILEY P	R	01/24/2025	79.54
9232410707	CAPE ELECTRICAL SUPPLY, LLC	R	01/24/2025	968.92
9232410708	LEARNING A-Z	R	01/24/2025	2,025.00
9232410709	MENTA ACADEMY MARION	R	01/24/2025	4,322.85
9232410710	SUMMIT FINANCIAL RESOURCES, L.P., LANTER DISTRIBU	R	01/24/2025	728.42
9232410711	MARION CUSD #2 HEALTH PLN	R	01/24/2025	200,039.83
9232410712	MARION CUSD #2 HEALTH PLN	R	01/30/2025	1,012.96
Grand Totals:	**634 Total Checks**			

February 2025 Checks Issued

Check Number	Name on Check	Check Type	Cash Post Date	Amount
074800	HIGHLAND DANCE TEAM	V	02/03/2025	-100.00
074860	HIGHLAND DANCE TEAM	V	02/03/2025	-100.00
075073	HIGHLAND DANCE TEAM	R	02/07/2025	100.00
075074	AMERITAS	R	02/10/2025	5,546.59
075075	ATLANTIC AMERICAN EMPLOYEE BENEFITS	R	02/10/2025	1,485.13
075076	CONNECTICUT-CCSPC, 0900003	R	02/10/2025	108.63
075077	ILL STATE DISB UNIT	R	02/10/2025	851.00
075078	KIDS FOUNDATION	R	02/10/2025	60.00
075079	LABORERS' LOCAL 773	R	02/10/2025	560.53
075080	LABORERS' LOCAL 773 FOOD SERVICE	R	02/10/2025	384.12
075081	LOCAL 773, SECRETARIES	R	02/10/2025	258.00
075082	MARION EDUCATION ASSOC	R	02/10/2025	11,396.21
075083	MARION UNIT 2 FOUNDATION	R	02/10/2025	72.00
075084	NIKKI TRAVELSTEAD2011D190	R	02/10/2025	250.00
075085	SIU CREDIT UNION	R	02/10/2025	475.00
075086	WORKERS' COMPENSATION	R	02/12/2025	22,818.00
075087	IEA-NEA	R	02/13/2025	290.00
075088	VELVET MOON COFFEE CO	R	02/13/2025	750.00
075089	AMEREN ILLINOIS	R	02/18/2025	11,126.52
075090	AWARDS AMERICA, INC	R	02/18/2025	281.30
075091	BANNER SOLUTIONS	R	02/18/2025	1,341.83
075092	BIMBO BAKERIES USA	R	02/18/2025	4,312.35
075093	BOB STOTLAR BUILDING CENTER	R	02/18/2025	508.67
075094	BSN SPORTS INC	R	02/18/2025	7,395.28
075095	BYASSEE MUSIC AND SOUND	R	02/18/2025	249.99
075096	CARTERVILLE WINLECTRIC	R	02/18/2025	1,207.11
075097	CDS OFFICE TECHNOLOGIES	R	02/18/2025	4,975.00
075098	CEDARHURST CENTER FOR ART	R	02/18/2025	583.50
075098	CEDARHURST CENTER FOR ART	V	02/18/2025	-583.50
075099	CENGAGE LEARNING	R	02/18/2025	4,225.00
075099	CENGAGE LEARNING	V	02/18/2025	-4,225.00
075100	CHROME BOOK PARTS.COM	R	02/18/2025	189.40
075100	CHROME BOOK PARTS.COM	V	02/18/2025	-189.40
075101	CLARK NATURAL STONE, LLC	R	02/18/2025	30.00
075101	CLARK NATURAL STONE, LLC	V	02/18/2025	-30.00
075102	CPG CONTRACT PAPER GROUP	R	02/18/2025	15,052.00
075102	CPG CONTRACT PAPER GROUP	V	02/18/2025	-15,052.00

075103	DEMCO	R	02/18/2025	189.26
075103	DEMCO	V	02/18/2025	-189.26
075104	ENTERPRISE RENT A CAR	R	02/18/2025	504.81
075104	ENTERPRISE RENT A CAR	V	02/18/2025	-504.81
075105	ANDREA FRANCIS	R	02/18/2025	110.00
075105	ANDREA FRANCIS	V	02/18/2025	-110.00
075106	HALE'S AUTOMOTIVE	R	02/18/2025	87.67
075106	HALE'S AUTOMOTIVE	V	02/18/2025	-87.67
075107	HALLS SERVICE LLC A/R	R	02/18/2025	804.60
075108	HEARTLAND MECHANICAL CONT	R	02/18/2025	350.00
075109	HSG MECHANICAL CONTRACTOR	R	02/18/2025	260.00
075110	IASA	R	02/18/2025	250.00
075111	ICONIK STUDIO	R	02/18/2025	20.00
075112	IDEA	R	02/18/2025	250.00
075113	IGSMA SOUTHERN DIVISON	R	02/18/2025	160.00
075114	ILMEA	R	02/18/2025	80.00
075115	INTERIOR SUPPLY COMPANY	R	02/18/2025	239.64
075116	IXL LEARNING	R	02/18/2025	595.00
075117	JOHN A LOGAN COLLEGE	R	02/18/2025	4,025.00
075118	JOHNSON CONTROLS	R	02/18/2025	6,828.72
075119	JUNIOR LIBRARY GUILD	R	02/18/2025	2,168.52
075120	KRIHA BOUCEK	R	02/18/2025	531.00
075121	KROGER	R	02/18/2025	1,236.86
075122	LEXIA LEARNING	R	02/18/2025	10,880.00
075123	LITTLE TRACTOR & EQUIPMENT	R	02/18/2025	71.98
075124	MASTERCARD	R	02/18/2025	546.83
075124	MASTERCARD	V	02/18/2025	-546.83
075125	MCMASTERS CARR	R	02/18/2025	113.24
075126	MHS ACTIVITY ACCOUNT	R	02/18/2025	10,100.00
075127	MHS PE DEPT	R	02/18/2025	20.00
075128	MONROE CLEANERS	R	02/18/2025	1,136.50
075129	NAPA AUTO PARTS-CARBONDALE	R	02/18/2025	57.04
075130	NEURORESTORATIVE	R	02/18/2025	8,517.78
075131	NORTHBRIDGE PROFESSIONAL TECHNOLOGIES	R	02/18/2025	325.00
075132	PERMA-BOUND	R	02/18/2025	2,710.78
075133	PRAIRIE FARMS DAIRY INC	R	02/18/2025	20,733.62
075134	PYT SPORTS INC	R	02/18/2025	1,413.11
075135	ROE #21	R	02/18/2025	8,190.00
075136	S&S WORLDWIDE	R	02/18/2025	84.57
075137	SCHOOL NURSE SUPPLY, INC	R	02/18/2025	135.40

075138	SELECT PHYSICAL THERAPY, KAREN HERCULES	R	02/18/2025	9,000.00
075139	SMITH EXCAVATING & TRUCKING	R	02/18/2025	4,000.00
075140	SOUTHERN ILLINOIS REDIMIX	R	02/18/2025	2,588.70
075141	SUITS EQUIPMENT RENTAL INC.	R	02/18/2025	400.00
075142	T T T UNI T ED L L C	R	02/18/2025	297.00
075143	THE PRINT SHOP	R	02/18/2025	950.00
075144	THE WILDERNESS CLASSROOM ORGANIZATION	R	02/18/2025	400.00
075145	US FOODS	R	02/18/2025	41,072.76
075146	YOUNG HEARTS WITH GOALS & PURPOSE	R	02/18/2025	460.00
075147	CEDARHURST CENTER FOR ART	R	02/18/2025	583.50
075148	CENGAGE LEARNING	R	02/18/2025	4,225.00
075149	CHROME BOOK PARTS.COM	R	02/18/2025	189.40
075150	CLARK NATURAL STONE, LLC	R	02/18/2025	30.00
075151	CPG CONTRACT PAPER GROUP	R	02/18/2025	15,052.00
075152	DEMCO	R	02/18/2025	189.26
075153	ENTERPRISE RENT A CAR	R	02/18/2025	504.81
075154	HALE'S AUTOMOTIVE	R	02/18/2025	87.67
202300578	US BANK EQUIPMENT FINANCE	R	02/07/2025	9,300.55
202300579	AFLAC - GROUP POLICY	R	02/10/2025	2,306.62
202300580	COMMON REMITTER	R	02/10/2025	5,688.10
202300581	ILLINOIS DEPT OF REVENUE	R	02/10/2025	46,358.11
202300582	ILLINOIS MUNICIPAL	R	02/10/2025	30,569.74
202300583	INTERNAL REVENUE SERVICE	R	02/10/2025	138,719.30
202300584	TEACHER HEALTH INS SECURT	R	02/10/2025	13,262.78
202300585	TEACHERS RET0058	R	02/10/2025	4,904.48
202300586	TEACHERS RETIREMENT	R	02/10/2025	76,064.07
202300587	TEACHERS RETIREMT SYS 10	R	02/10/2025	4,562.12
202300588	TRS SSP	R	02/10/2025	2,506.33
202300589	CITY OF MARION WATER DEPT	R	02/18/2025	4,321.77
202300590	HOME DEPOT CREDIT SERVICE	R	02/18/2025	1,214.58
202300591	LAKE OF EGYPT WATER DIST	R	02/18/2025	160.89
9232410713	BEERS, JAEDYN	R	02/10/2025	507.91
9232410714	BRAVE, CONNOR	R	02/10/2025	166.50
9232410715	BUNDREN, JORDAN	R	02/10/2025	583.82
9232410716	COLSON, KELLEN	R	02/10/2025	80.28
9232410717	COURTER, MELISSA	R	02/10/2025	472.06
9232410718	CRABTREE, JESSIE	R	02/10/2025	374.89
9232410719	HOFFMAN, TAYLOR	R	02/10/2025	253.39

9232410720	ISBELL, CHLOE	R	02/10/2025	168.93
9232410721	JOHNSON, JENNA	R	02/10/2025	852.01
9232410722	NAVE, LAYTON	R	02/10/2025	489.29
9232410723	RUSSELL, JENNIFER	R	02/10/2025	1,296.70
9232410724	SPRAGUE, TARA	R	02/10/2025	75.40
9232410725	STANLEY, BRANDI L	R	02/10/2025	919.73
9232410726	TANNER, GRACEE A	R	02/10/2025	813.14
9232410727	WILLIAMS, DEREK	R	02/10/2025	565.47
9232410728	BOSWELL, SOPHIA	R	02/10/2025	1,702.54
9232410729	SIMPSON, SARAH K	R	02/10/2025	610.52
9232410730	DIXON, AARON M	R	02/10/2025	2,403.92
9232410731	GARRETT, RACHEL Y	R	02/10/2025	367.64
9232410732	LYNN, MONICA	R	02/10/2025	3,618.29
9232410733	MARLER, ANGELA R	R	02/10/2025	1,325.40
9232410734	MARTIN, DEREK W	R	02/10/2025	1,461.07
9232410735	MAYFIELD, MICHAEL J	R	02/10/2025	1,789.53
9232410736	MENEESE, MICHAEL	R	02/10/2025	1,576.25
9232410737	MOSS, REBECCA J	R	02/10/2025	3,489.68
9232410738	SANDERS, SUSAN R	R	02/10/2025	865.17
9232410739	SMITH, LOLA	R	02/10/2025	1,540.16
9232410740	SPENCER, MARTIN N	R	02/10/2025	984.11
9232410741	STANLEY, JERRY A	R	02/10/2025	2,482.11
9232410742	WALSTON, DANIELLE A	R	02/10/2025	1,792.07
9232410743	WATSON, KIMBERLY K	R	02/10/2025	2,249.37
9232410744	WATTS, LINDSAY K	R	02/10/2025	3,828.47
9232410745	WOODS, RHONDA	R	02/10/2025	2,015.38
9232410746	ADKINS, MARK S	R	02/10/2025	2,847.72
9232410747	ALLEN, COLTON	R	02/10/2025	1,965.89
9232410748	ALLEN, SARAH	R	02/10/2025	1,833.29
9232410749	ANDERSON, BRITTNEY L	R	02/10/2025	1,923.48
9232410750	BAILEY, LEAH	R	02/10/2025	749.23
9232410751	BAKER, MEGAN	R	02/10/2025	527.25
9232410752	BAKER, SARA J	R	02/10/2025	2,287.43
9232410753	BLUMENSTOCK, HEATH	R	02/10/2025	2,436.97
9232410754	BUCHANAN, AMY J	R	02/10/2025	2,644.15
9232410755	BURNS, KIM R	R	02/10/2025	2,742.66
9232410756	COLBOTH, MICAH A	R	02/10/2025	1,989.26
9232410757	DAHMER, CONNIE L	R	02/10/2025	770.28
9232410758	EVANS, KAYLEE	R	02/10/2025	1,649.23
9232410759	GRANT, TERESA	R	02/10/2025	2,529.93
9232410760	HENSHAW, SHAY C	R	02/10/2025	2,437.83

9232410761	JOHNSON, RICK	R	02/10/2025	646.25
9232410762	LOUCKS, HASSI L	R	02/10/2025	2,688.47
9232410763	LUNDGREN, MELISSA K	R	02/10/2025	1,979.44
9232410764	POGGENDORF, STEPHEN	R	02/10/2025	2,277.85
9232410765	ROBERTSON, DEMITA J	R	02/10/2025	2,762.34
9232410766	ROPER, REID	R	02/10/2025	2,240.33
9232410767	SIMMERMAN, KELLY B	R	02/10/2025	2,569.73
9232410768	STEARNS, DANA R	R	02/10/2025	2,674.69
9232410769	VANHORN, MARGARET	R	02/10/2025	2,206.38
9232410770	WILSON, AMY	R	02/10/2025	1,583.60
9232410771	ACKERMANN, COURTNEY	R	02/10/2025	1,876.82
9232410772	ALLEN, NICOLE	R	02/10/2025	1,489.29
9232410773	BEERS, KERRIE JO	R	02/10/2025	2,448.93
9232410774	BLUMENSTOCK, ANGELA	R	02/10/2025	2,105.38
9232410775	CHELIN, AIME N	R	02/10/2025	2,554.03
9232410776	CORZINE, JESSICA	R	02/10/2025	2,975.81
9232410777	DOSS, JAELA	R	02/10/2025	923.22
9232410778	GOOCH, RYLEY	R	02/10/2025	1,636.74
9232410779	MAZE, ASHLEIGH	R	02/10/2025	2,695.83
9232410780	MCCARTY, CYNTHIA	R	02/10/2025	2,517.95
9232410781	MENCKOWSKI, KRISTINA	R	02/10/2025	2,360.61
9232410782	MITACEK, ELIZABETH	R	02/10/2025	2,396.50
9232410783	MOORE, MELISSA A	R	02/10/2025	2,410.36
9232410784	MOTSINGER, MARY DIBBLE	R	02/10/2025	2,274.71
9232410785	NGUYEN, STEPHANIE	R	02/10/2025	819.46
9232410786	ODUM, LISA A	R	02/10/2025	2,140.72
9232410787	OWENS, TERRILL TANNER	R	02/10/2025	1,969.42
9232410788	PICKLES, ALICIA	R	02/10/2025	693.48
9232410789	ROHRER, KELSEY A	R	02/10/2025	2,004.83
9232410790	RUSHING, HALEY A	R	02/10/2025	1,661.81
9232410791	SMITH, BRITTANY	R	02/10/2025	1,741.83
9232410792	TRAVIS, AMY N	R	02/10/2025	2,235.85
9232410793	ADDISON, AMBER	R	02/10/2025	729.92
9232410794	ALLARDYCE, KRISTY L	R	02/10/2025	2,453.47
9232410795	BASLER, THANAKA L	R	02/10/2025	2,089.58
9232410796	BROWN, DAWN M	R	02/10/2025	2,575.27
9232410797	BUNDREN, MELISSA F	R	02/10/2025	2,615.67
9232410798	BUSHUE, CORY D	R	02/10/2025	2,208.33
9232410799	CHESTOSKY, JENNIFER STARR	R	02/10/2025	2,208.24
9232410800	CROSSON, JARROD B	R	02/10/2025	2,358.40
9232410801	DAVIS, MELANIE M	R	02/10/2025	2,190.04

9232410802	FARTHING, ASHLEY	R	02/10/2025	1,922.55
9232410803	FLETCHER, JOHN D	R	02/10/2025	3,421.43
9232410804	FRANCIS, SARAH J	R	02/10/2025	2,196.18
9232410805	FRANKEL, KIMBERLY J	R	02/10/2025	1,970.11
9232410806	HARRIS, ANDREA	R	02/10/2025	2,473.45
9232410807	HOWELL, MALEA L	R	02/10/2025	2,275.36
9232410808	LANDES, JESSICA A	R	02/10/2025	2,568.08
9232410809	MCPHAIL, JENNIFER L	R	02/10/2025	2,734.48
9232410810	MILLS, JUDI V	R	02/10/2025	991.72
9232410811	OGLESBY, SUMER J	R	02/10/2025	2,415.41
9232410812	PECORD, ALLY	R	02/10/2025	1,960.07
9232410813	PERKINS, KATIE	R	02/10/2025	2,054.77
9232410814	PINKSTON, LISA J	R	02/10/2025	2,230.73
9232410815	PRICE, ROXANNE R	R	02/10/2025	3,163.94
9232410816	RIOS, NATALIA	R	02/10/2025	2,138.77
9232410817	ROMAINE, MICHELLE D	R	02/10/2025	2,320.27
9232410818	ROPER, TOM	R	02/10/2025	2,353.69
9232410819	SAMPLES, JOANNA	R	02/10/2025	1,355.87
9232410820	SEGERS, JAMES B	R	02/10/2025	2,512.07
9232410821	SHADOWENS, ALEXANDRIA	R	02/10/2025	1,678.27
9232410822	SLONE, SOMER	R	02/10/2025	2,077.11
9232410823	SPRINGVLOED, WENDY M	R	02/10/2025	2,722.58
9232410824	STANFILL, AMBER D	R	02/10/2025	2,461.26
9232410825	STOTLAR, JENNA L	R	02/10/2025	2,181.22
9232410826	STOUT, ERIKA A	R	02/10/2025	2,036.31
9232410827	TARLTON, MARCI J	R	02/10/2025	2,022.66
9232410828	VANHORN, HALEY	R	02/10/2025	1,698.04
9232410829	WALTERS, SHARON R	R	02/10/2025	751.23
9232410830	WEBB, STEPHEN E	R	02/10/2025	2,217.68
9232410831	BRAVE, MORGAN	R	02/10/2025	1,744.10
9232410832	BROWN, STEPHANIE	R	02/10/2025	2,484.50
9232410833	CHILDERS, ABBY N	R	02/10/2025	2,077.37
9232410834	CHIN, BRITTANY	R	02/10/2025	729.81
9232410835	DAVIS, RACHEL L	R	02/10/2025	2,270.43
9232410836	DISNEY, RACHEL A	R	02/10/2025	2,118.01
9232410837	HASEKER, CAYENNE N	R	02/10/2025	2,072.42
9232410838	HILL, TYRA L	R	02/10/2025	1,918.29
9232410839	KADELA, LAURYN	R	02/10/2025	1,406.87
9232410840	KRAUS, MALINEE K	R	02/10/2025	2,422.83
9232410841	LYNN, AMANDA B	R	02/10/2025	2,653.91
9232410842	MIELDEZIS, JOSHUA	R	02/10/2025	1,975.29

9232410843	MITCHELL, AMBER R	R	02/10/2025	1,946.25
9232410844	PARKS, STACEY	R	02/10/2025	2,256.29
9232410845	PAYNE, CARRIE	R	02/10/2025	728.34
9232410846	RANDOLPH, ANGELA D	R	02/10/2025	2,735.09
9232410847	SHOUKLETOVICH, TONI L	R	02/10/2025	3,071.21
9232410848	STAPLETON, AILEEN	R	02/10/2025	2,146.09
9232410849	SULLIVAN, CHRISTY M	R	02/10/2025	2,419.21
9232410850	VICKERY, AMANDA	R	02/10/2025	685.51
9232410851	WILSON, MALLORY	R	02/10/2025	3,111.55
9232410852	ANDERSON, BAILEY	R	02/10/2025	1,760.05
9232410853	BECK, CARI	R	02/10/2025	1,459.56
9232410854	BENSON, ASHLEIGH D	R	02/10/2025	3,040.35
9232410855	BETZ, BRENDAN J	R	02/10/2025	2,476.20
9232410856	BROWNING, LEAH R	R	02/10/2025	2,647.35
9232410857	CULBRETH, EMILY R	R	02/10/2025	1,749.78
9232410858	DEATHERAGE, AMANDA	R	02/10/2025	1,801.23
9232410859	DUNAWAY, SHELLY A	R	02/10/2025	1,078.08
9232410860	FIKE, AMBER A	R	02/10/2025	2,550.67
9232410861	GEIGER, SARAH	R	02/10/2025	2,607.67
9232410862	GRAFF, ELIZABETH	R	02/10/2025	2,095.93
9232410863	HOLDERFIELD, CASEY	R	02/10/2025	1,891.12
9232410864	JACKSON, DAWN E	R	02/10/2025	2,799.86
9232410865	JOHNSON, CHRISTY	R	02/10/2025	2,282.75
9232410866	KADELA, MICHELLE L	R	02/10/2025	917.16
9232410867	KISSING, MICHELLE	R	02/10/2025	2,030.54
9232410868	LUCE, LAUREN	R	02/10/2025	1,736.83
9232410869	MAUSEY, LORI ANN	R	02/10/2025	3,067.79
9232410870	MCMURTRY, MELISSA D	R	02/10/2025	1,999.84
9232410871	MORTHLAND, JILL E	R	02/10/2025	1,964.49
9232410872	NEAL, HOLLY J	R	02/10/2025	1,656.89
9232410873	NINNESS, JENNIFER L	R	02/10/2025	708.43
9232410874	OSBORNE, AMANDA E	R	02/10/2025	3,112.81
9232410875	PEARCE, SALLY A	R	02/10/2025	2,666.31
9232410876	POTOCKI, ELIZABETH	R	02/10/2025	2,892.66
9232410877	PRESSWOOD, MADISON	R	02/10/2025	1,911.73
9232410878	RANDOLPH, ANDREW G	R	02/10/2025	2,490.91
9232410879	REYNOLDS, ROBYN D	R	02/10/2025	2,269.95
9232410880	ROWLAND, MADISON J	R	02/10/2025	2,001.31
9232410881	STEPTER, HEATHER B	R	02/10/2025	1,740.07
9232410882	TALLMAN, LISA	R	02/10/2025	739.17
9232410883	TANNER, MELISSA R	R	02/10/2025	2,740.23

9232410884	THOMPSON, MEGAN L	R	02/10/2025	1,948.65
9232410885	THOMPSON, SONYA	R	02/10/2025	2,334.31
9232410886	THORNTON, PAIGE	R	02/10/2025	2,111.50
9232410887	VICKERY, TRAVIS	R	02/10/2025	2,251.46
9232410888	YOUNG, KERRI J	R	02/10/2025	2,484.51
9232410889	ADKINS, ALANA M	R	02/10/2025	2,450.26
9232410890	ALEXANDER, AMY L	R	02/10/2025	733.49
9232410891	ANDERSON, JENNIFER	R	02/10/2025	2,053.98
9232410892	ASHMORE, NICOLE	R	02/10/2025	2,558.18
9232410893	CHANCE, MELISSA	R	02/10/2025	1,662.11
9232410894	CHAPMAN, ALICIA M	R	02/10/2025	2,011.38
9232410895	CHMIEL, KRISTA	R	02/10/2025	50.27
9232410896	CORZINE, LAUREN M	R	02/10/2025	2,416.02
9232410897	CRAIN, KATRINA S	R	02/10/2025	2,992.61
9232410898	DEACON, JENNIFER A	R	02/10/2025	2,095.74
9232410899	DISNEY, ADAM K	R	02/10/2025	2,409.17
9232410900	DUENOS, KALEIGH	R	02/10/2025	2,486.31
9232410901	FARLEY, MELISSA	R	02/10/2025	2,001.84
9232410902	FRANCIS, ANDREA	R	02/10/2025	2,222.38
9232410903	GALLOWAY, GLENDA J	R	02/10/2025	2,679.99
9232410904	GILES, JAYCEE	R	02/10/2025	1,930.04
9232410905	GULLEY, DAVID J	R	02/10/2025	2,270.47
9232410906	HAMMONDS, AUSTIN CHRISTIAN	R	02/10/2025	1,966.56
9232410907	JACKSON, KARRIE L	R	02/10/2025	2,755.53
9232410908	KELLY, KHARA M	R	02/10/2025	2,262.66
9232410909	KEY, NICOLE D	R	02/10/2025	1,988.59
9232410910	KRAUS, MICHAEL C	R	02/10/2025	2,407.15
9232410911	LAWSON, CATHERINE L	R	02/10/2025	2,697.69
9232410912	MANFREDO, REX J	R	02/10/2025	1,719.80
9232410913	MAZE, CODY P	R	02/10/2025	2,085.12
9232410914	MAZE, JULIE A	R	02/10/2025	2,338.64
9232410915	MCKENTY, SCOTT	R	02/10/2025	1,747.51
9232410916	MEYER, KOURTNEY	R	02/10/2025	1,025.27
9232410917	MIELDEZIS, TIMOTHY SCOTT	R	02/10/2025	1,880.51
9232410918	MORSE, GABRIELLE	R	02/10/2025	832.21
9232410919	MOULTON, SHAWNA K	R	02/10/2025	1,786.46
9232410920	PIERCE, KRISTI L S	R	02/10/2025	2,510.78
9232410921	POWELL, PHILIP	R	02/10/2025	2,167.35
9232410922	REID, GREGORY E	R	02/10/2025	3,249.75
9232410923	ROBBINS, CLEO D	R	02/10/2025	2,301.73
9232410924	SAGE, MEGHAN	R	02/10/2025	1,497.20

9232410925	SANDERS, CHRISTINA C	R	02/10/2025	2,247.59
9232410926	SAUERHAGE, BRANDI L	R	02/10/2025	2,170.12
9232410927	SCHMITT, KYLE	R	02/10/2025	1,974.45
9232410928	SHORE, ELIZABETH B	R	02/10/2025	3,434.19
9232410929	SKEATE, WALTER R	R	02/10/2025	1,997.36
9232410930	SPANNAGEL, AMANDA	R	02/10/2025	2,295.51
9232410931	STACEY, ALECIA	R	02/10/2025	1,679.24
9232410932	STOWERS, SARAH	R	02/10/2025	2,860.06
9232410933	SULSER, TIFFANY B	R	02/10/2025	2,361.09
9232410934	TRAINOR, ADRIENNE L	R	02/10/2025	2,229.30
9232410935	TRETTER, ASHLEY	R	02/10/2025	299.70
9232410936	VICKERY, AMY R	R	02/10/2025	2,608.47
9232410937	WALKER, RANI R	R	02/10/2025	2,592.26
9232410938	WATSON, CARRIE L	R	02/10/2025	2,775.89
9232410939	WATSON, KIM L	R	02/10/2025	3,182.75
9232410940	WEBB, HEATHER	R	02/10/2025	2,038.97
9232410941	WILLIAMSON, CHARLES L	R	02/10/2025	3,829.35
9232410942	AKES, AMBER	R	02/10/2025	2,564.32
9232410943	BAKER, ELIJAH J	R	02/10/2025	2,292.51
9232410944	BARGER, TINA	R	02/10/2025	2,596.20
9232410945	BAYER, ABIGAIL	R	02/10/2025	1,783.16
9232410946	BLUMENSTOCK, JAYLYNN	R	02/10/2025	1,657.88
9232410947	BOLLEY, MONICA J	R	02/10/2025	2,235.44
9232410948	CACIOPPO, LAUREN B	R	02/10/2025	2,231.76
9232410949	CAMERON, MARTY J	R	02/10/2025	2,472.88
9232410950	CORLEY, EMILY A	R	02/10/2025	2,166.71
9232410951	DANIELS, IVANNIA	R	02/10/2025	1,632.70
9232410952	DODDS, JAMIE R	R	02/10/2025	2,781.51
9232410953	DRAKE, JAMIE	R	02/10/2025	360.42
9232410954	DUNDERDALE, HOLLY R	R	02/10/2025	2,469.31
9232410955	DUNNING, JASON E	R	02/10/2025	2,677.50
9232410956	ELLIS, EDWARD	R	02/10/2025	2,637.01
9232410957	FARNER, GABRIELE L	R	02/10/2025	2,073.49
9232410958	FOSSE, PEYTON	R	02/10/2025	1,818.64
9232410959	FOX, BRANDI	R	02/10/2025	494.54
9232410960	GATES, AMANDA	R	02/10/2025	1,674.80
9232410961	GEIGER, KYLE	R	02/10/2025	2,517.46
9232410962	GILLESPIE, GUS	R	02/10/2025	3,154.87
9232410963	GILLESPIE, JANNA	R	02/10/2025	2,581.40
9232410964	GIMMY, SCOTT J	R	02/10/2025	1,844.63
9232410965	GOODISKY, J RYAN	R	02/10/2025	3,354.08

9232410966	GORDON, SARA	R	02/10/2025	2,007.72
9232410967	GRACE, AMY M	R	02/10/2025	75.00
9232410968	GRIFFIN, ERIK	R	02/10/2025	740.76
9232410969	GRIFFITH, JENNA M	R	02/10/2025	2,410.28
9232410970	HALE, MEGAN	R	02/10/2025	1,968.76
9232410971	HARRIS, MELINDA	R	02/10/2025	957.53
9232410972	HAYNES, CHRISTY W	R	02/10/2025	2,431.09
9232410973	HERBST, JENNA E	R	02/10/2025	2,064.89
9232410974	HILL, TREBOR	R	02/10/2025	2,276.05
9232410975	HOLLIDAY, JACOB	R	02/10/2025	387.99
9232410976	HOLT, MICHAEL	R	02/10/2025	3,091.63
9232410977	HOMOYA, TIFFANY L	R	02/10/2025	935.13
9232410978	HUDGENS, DEANNA	R	02/10/2025	2,474.25
9232410979	JAMES, LESTER E	R	02/10/2025	2,050.27
9232410980	KASSIM, LEILA	R	02/10/2025	1,909.81
9232410981	KIRBY, JOEL	R	02/10/2025	2,246.65
9232410982	KISSING, AMY G	R	02/10/2025	2,056.39
9232410983	KRESCA, JARA N	R	02/10/2025	52.44
9232410984	KRESCA, NICK	R	02/10/2025	2,692.56
9232410985	LAUNIUS, LUCAS F	R	02/10/2025	2,545.74
9232410986	LINDSEY, DARREN BART	R	02/10/2025	535.16
9232410987	MATHEWS, TONYA	R	02/10/2025	202.18
9232410988	MCKINNEY, ADAM	R	02/10/2025	2,173.77
9232410989	MILLER, KIMBERLY S	R	02/10/2025	2,104.05
9232410990	MISNER, TOBY J	R	02/10/2025	2,748.93
9232410991	MITCHELL, GENE A	R	02/10/2025	2,528.95
9232410992	MURPHY, SIERRA C	R	02/10/2025	997.19
9232410993	NEAL, JOY A	R	02/10/2025	2,048.71
9232410994	NEAL, SIMONE R	R	02/10/2025	2,952.25
9232410995	OLDHAM, STEPHANIE	R	02/10/2025	2,977.01
9232410996	PARKS, BRYCE	R	02/10/2025	2,155.16
9232410997	PATTERSON, ALYSSA	R	02/10/2025	1,551.58
9232410998	PAULS, CODY D	R	02/10/2025	1,928.44
9232410999	PLOTT, OLIVIA	R	02/10/2025	2,131.68
9232411000	PRITCHARD, MARY JO	R	02/10/2025	2,824.99
9232411001	PULLEY, HEATHER	R	02/10/2025	2,597.88
9232411002	RICE, JACOB	R	02/10/2025	1,910.92
9232411003	RICE, MEGIN M	R	02/10/2025	2,923.23
9232411004	RICHART, KELLY E	R	02/10/2025	2,551.01
9232411005	SALERNO, MAKANE	R	02/10/2025	2,715.32
9232411006	SANDERS, HEATHER	R	02/10/2025	1,935.80

9232411007	SANDERS, LAURA M	R	02/10/2025	2,677.32
9232411008	SCHULMEISTER, DEAN	R	02/10/2025	2,517.06
9232411009	SIEFERT-PEARCE, CATHERINE	R	02/10/2025	2,107.32
9232411010	SINKS, BART T	R	02/10/2025	3,056.16
9232411011	SPILLAN, JAYNA	R	02/10/2025	1,933.05
9232411012	STEPHENS, ANTHONY B	R	02/10/2025	2,380.14
9232411013	STUCK, KOLBIE L	R	02/10/2025	855.58
9232411014	TARLTON, JEFFREY L	R	02/10/2025	2,622.34
9232411015	TATE, LOLA MICHELE	R	02/10/2025	2,538.41
9232411016	TATE, MEGAN	R	02/10/2025	2,074.78
9232411017	TAYLOR, JALEIGH	R	02/10/2025	873.85
9232411018	TEAL, DAVID JOSIAH	R	02/10/2025	1,786.20
9232411019	TONAZZI, LORI L	R	02/10/2025	2,696.72
9232411020	TRAVELSTEAD, NIKKI L	R	02/10/2025	2,547.24
9232411021	TURNER, EMILIE G	R	02/10/2025	1,978.91
9232411022	TURNER, JENNIFER R	R	02/10/2025	2,049.99
9232411023	VINE, CONNOR	R	02/10/2025	242.61
9232411024	WALLACE, MARK A	R	02/10/2025	3,110.29
9232411025	WARE, EDWARD	R	02/10/2025	453.02
9232411026	WILLIAMS, JOSEPH R	R	02/10/2025	3,737.06
9232411027	WILLIS, BRITTANY	R	02/10/2025	1,846.98
9232411028	WOFFORD, KENDRA K	R	02/10/2025	1,433.04
9232411029	WOLFE, LISA L	R	02/10/2025	2,196.74
9232411030	YORK, CHRISTIN	R	02/10/2025	1,727.92
9232411031	YOUNG, GRAHAM	R	02/10/2025	1,794.88
9232411032	MARION JUNIOR HIGH IMPREST	R	02/07/2025	1,470.00
9232411033	ADKINS, ELIJAH	R	02/10/2025	111.43
9232411034	AVILES, JONATHAN	R	02/10/2025	150.76
9232411035	BALTZELL, DWAYNE	R	02/10/2025	265.48
9232411036	BARTON, RANDY	R	02/10/2025	1,042.45
9232411037	BASLER, DEBRA S	R	02/10/2025	478.01
9232411038	BUCKINGHAM, CHANDLER D	R	02/10/2025	373.63
9232411039	CAMERON, RACHEL	R	02/10/2025	782.91
9232411040	CHIN, VANNAK	R	02/10/2025	138.52
9232411041	CLINE, KARISSA	R	02/10/2025	150.76
9232411042	DERCHY, REBECCA	R	02/10/2025	1,108.26
9232411043	GARRETT, DRAKE T	R	02/10/2025	334.30
9232411044	GIRTMAN, MARIAH	R	02/10/2025	1,046.73
9232411045	GOTT, JEREMY	R	02/10/2025	314.64
9232411046	GWALTNEY, TRAVIS	R	02/10/2025	367.08
9232411047	HAVENER, MARCELLA	R	02/10/2025	527.68

9232411048	HINES, JESSE	R	02/10/2025	915.83
9232411049	HOEHN, RONALD	R	02/10/2025	304.81
9232411050	JAMES, JOHN	R	02/10/2025	1,050.13
9232411051	KING, TERESA	R	02/10/2025	605.93
9232411052	LUCAS, JOHN	R	02/10/2025	1,104.82
9232411053	MARTIN, TRACEY L	R	02/10/2025	110.60
9232411054	MCBRIDE, JAYCEN	R	02/10/2025	275.31
9232411055	MEDINA, STEVEN	R	02/10/2025	1,182.33
9232411056	NEWELL, AMBER	R	02/10/2025	928.24
9232411057	NORRIS, NOLEN	R	02/10/2025	367.08
9232411058	OAKLEY, RHYAN	R	02/10/2025	304.81
9232411059	PARKS, DEBORAH	R	02/10/2025	1,052.46
9232411060	PASONI, HAYVEN	R	02/10/2025	294.97
9232411061	PETTIGREW, CARRIE	R	02/10/2025	787.46
9232411062	PICKENS, JEFFREY	R	02/10/2025	117.99
9232411063	RIGGS, BILLY JOE	R	02/10/2025	957.67
9232411064	SEGERS, ALEXIS	R	02/10/2025	39.33
9232411065	SOMMER, LARISSA L	R	02/10/2025	861.60
9232411066	THOMPSON, KENNADY	R	02/10/2025	615.81
9232411067	TRASK, JEROLD	R	02/10/2025	904.14
9232411068	TUCKER, MAKAYLA	R	02/10/2025	507.26
9232411069	TUCKER, MARILYN	R	02/10/2025	912.08
9232411070	WALKER, TIFFANY D	R	02/10/2025	593.09
9232411071	WESTBERRY, WHITNEY	R	02/10/2025	955.35
9232411072	WROLSON, CHRISTIAN	R	02/10/2025	405.58
9232411073	BANKS, HAILEY P	R	02/10/2025	78.65
9232411074	HUNDLEY, AUSTIN L	R	02/10/2025	75.38
9232411075	NICOLAIDES, BENJAMIN	R	02/10/2025	340.85
9232411076	ATWOOD, WILLIAM	R	02/10/2025	1,403.62
9232411077	FOSTER, TIMOTHY B	R	02/10/2025	1,869.76
9232411078	JEAN, JASON	R	02/10/2025	1,764.82
9232411079	LEEPER, BRETT	R	02/10/2025	115.84
9232411080	MCGEE, CHRIS	R	02/10/2025	1,343.62
9232411081	MELVIN, JERIME	R	02/10/2025	1,246.33
9232411082	NORRIS, DAVID L	R	02/10/2025	1,547.07
9232411083	BRAMLET, MARISSA	R	02/10/2025	870.23
9232411084	HARDING, ANGEL	R	02/10/2025	910.83
9232411085	LENON, LISA S	R	02/10/2025	1,245.83
9232411086	PRICE, SHERRIE A	R	02/10/2025	1,064.23
9232411087	PULLEY, KERRY N	R	02/10/2025	1,042.34
9232411088	ROBERTSON, RACHEL	R	02/10/2025	1,074.46

9232411089	SWAN, JEMIE	R	02/10/2025	898.28
9232411090	WALLACE, ANDREA M	R	02/10/2025	6.55
9232411091	WALLACE, YESENIA	R	02/10/2025	538.13
9232411092	WILKINS, JANET A	R	02/10/2025	1,010.73
9232411093	ALDRIDGE, BRENDA K	R	02/10/2025	1,015.10
9232411094	BABINGTON, AMANDA	R	02/10/2025	643.45
9232411095	CLARK, ASHLEY	R	02/10/2025	178.90
9232411096	COLE, KYAN	R	02/10/2025	363.80
9232411097	MONTGOMERY, PAMELA	R	02/10/2025	532.87
9232411098	REED, PAMELA JANE	R	02/10/2025	771.48
9232411099	ROSS, ROBERT E	R	02/10/2025	1,282.68
9232411100	STEARNS, MARYLYN SUE	R	02/10/2025	531.80
9232411101	TANNER, AMANDA	R	02/10/2025	878.04
9232411102	TOLER, JENNY	R	02/10/2025	782.37
9232411103	WARREN, BRIAN L	R	02/10/2025	1,122.80
9232411104	BUCKINGHAM, ELIZABETH	R	02/10/2025	1,232.48
9232411105	BUCKINGHAM, HAILEY	R	02/10/2025	1,036.22
9232411106	CLINE, KARA M	R	02/10/2025	435.92
9232411107	COOK, CHELSYE	R	02/10/2025	582.86
9232411108	DIAL, LAURA	R	02/10/2025	1,138.62
9232411109	FRITZ, ELIZABETH	R	02/10/2025	796.54
9232411110	GADE, COREEN	R	02/10/2025	941.27
9232411111	HICKEY, GARY WAYNE	R	02/10/2025	410.22
9232411112	LINDSEY, JANIT	R	02/10/2025	1,040.90
9232411113	MALROY, TERESA	R	02/10/2025	756.45
9232411114	MITCHELL, JUSTIN	R	02/10/2025	1,370.69
9232411115	MUNISAMY, SARASWATHY	R	02/10/2025	390.02
9232411116	SALVETTI, CHANDRA	R	02/10/2025	1,120.81
9232411117	TILLERY, VIRGINIA C	R	02/10/2025	214.73
9232411118	WALTERS, TAMMY L	R	02/10/2025	394.81
9232411119	WEST, MELISSA	R	02/10/2025	952.93
9232411120	WILSON, CINDI	R	02/10/2025	380.96
9232411121	BELL, DION L	R	02/10/2025	113.08
9232411122	BERGMAN, VALERIE	R	02/10/2025	360.52
9232411123	BRASEL, MELINDA S	R	02/10/2025	1,252.32
9232411124	FREY, KATHY L	R	02/10/2025	1,194.81
9232411125	FRUGE, ANDREA	R	02/10/2025	543.75
9232411126	GILE, EMILY	R	02/10/2025	499.18
9232411127	GRIMES, SCOTT	R	02/10/2025	1,214.83
9232411128	LEWIS, EMMA	R	02/10/2025	78.65
9232411129	MESSAMORE, CYNTHIA	R	02/10/2025	802.45

9232411130	MORSE, KENYA L	R	02/10/2025	1,203.80
9232411131	PARKER, MELISSA	R	02/10/2025	997.65
9232411132	TREECE, KELLIE A	R	02/10/2025	891.74
9232411133	WAGNER, ALEXANDER	R	02/10/2025	967.11
9232411134	WOODS, REAGAN	R	02/10/2025	722.29
9232411135	WOODSUM, CHARLEY	R	02/10/2025	256.28
9232411136	YOST, DEBBIE K	R	02/10/2025	748.95
9232411137	BALTZELL, GERALD	R	02/10/2025	1,143.51
9232411138	BECKEMEYER, KAREN	R	02/10/2025	314.64
9232411139	BYERS, BETTY JO	R	02/10/2025	1,125.50
9232411140	CROSSON, GARY L	R	02/10/2025	608.50
9232411141	DEATON, HELEN	R	02/10/2025	1,264.25
9232411142	GREGORY, LUKE	R	02/10/2025	321.19
9232411143	GWALTNEY, JERRID J	R	02/10/2025	1,654.35
9232411144	KAMINSKI, DEBRA L	R	02/10/2025	920.16
9232411145	LACHIANA, CHRISTOPHER B	R	02/10/2025	314.64
9232411146	LAROCCO, DARLENE	R	02/10/2025	537.97
9232411147	LEONARD, JETT	R	02/10/2025	1,155.11
9232411148	LERCH, BRENNA	R	02/10/2025	285.14
9232411149	NAPIER, CHELSEY	R	02/10/2025	594.14
9232411150	NEWTON, SHERESE D	R	02/10/2025	241.43
9232411151	RODGERS, AMANDA	R	02/10/2025	1,166.92
9232411152	RUSSELL, JAMES T	R	02/10/2025	1,193.60
9232411153	STRANG, COURTNEY	R	02/10/2025	781.67
9232411154	TESSONE, AMANDA	R	02/10/2025	742.61
9232411155	VENABLE, MARK S	R	02/10/2025	649.26
9232411156	BRADLEY, MISTY	R	02/10/2025	1,486.36
9232411157	BRIGHT, AMY L	R	02/10/2025	944.03
9232411158	BRUSH, JAMIE C	R	02/10/2025	798.99
9232411159	CHERIM, ROBIN	R	02/10/2025	1,060.60
9232411160	COCHRUM, MIRA	R	02/10/2025	1,375.76
9232411161	DENA, SARAH	R	02/10/2025	1,013.31
9232411162	DENISON, SUSAN M	R	02/10/2025	364.71
9232411163	HICKEY, KAMERON RACE	R	02/10/2025	347.41
9232411164	HOLCOMB, DIANA	R	02/10/2025	939.05
9232411165	MEADOWS, BARBARA	R	02/10/2025	393.29
9232411166	STUTZ, PATRICIA M	R	02/10/2025	1,036.02
9232411167	VOYLES, GREGORY A	R	02/10/2025	1,155.18
9232411168	BAWKER, STEPHANIE	R	02/10/2025	940.89
9232411169	BOZARTH, CHARLOTTE	R	02/10/2025	1,293.45
9232411170	BOZARTH, JOHN	R	02/10/2025	1,234.25

9232411171	BUTLER, JANET	R	02/10/2025	153.61
9232411172	CLARIDA, LANDDYN	R	02/10/2025	235.97
9232411173	DAVIS, JAMES A	R	02/10/2025	1,173.58
9232411174	DUNNING, JULIE	R	02/10/2025	786.01
9232411175	GILL, SCOTT	R	02/10/2025	990.61
9232411176	HOLMAN, DONALD	R	02/10/2025	1,017.86
9232411177	JAMES, CHARLES T	R	02/10/2025	1,095.15
9232411178	JOYNER, ABIGAIL	R	02/10/2025	435.91
9232411179	KRASSELT, BRIANNA	R	02/10/2025	1,174.72
9232411180	LEONARD, PAIGE	R	02/10/2025	991.06
9232411181	MISNER, OWEN	R	02/10/2025	344.14
9232411182	PHEMISTER, DIANE	R	02/10/2025	1,080.09
9232411183	POWERS, MARY	R	02/10/2025	662.31
9232411184	PRICE, NATHAN	R	02/10/2025	279.59
9232411185	SHADOWENS, DIANA	R	02/10/2025	564.07
9232411186	SIMMONS, REBECCA J	R	02/10/2025	1,070.84
9232411187	SIMMONS, RITA DIANE	R	02/10/2025	726.86
9232411188	WALKER, SHELLEY J	R	02/10/2025	1,029.83
9232411189	WARE, EDWARD	R	02/10/2025	959.11
9232411190	WATSON, DEXTER	R	02/10/2025	1,211.88
9232411191	MORGAN, GLENDA L	R	02/10/2025	92.35
9232411192	MARION CUSD #2 HEALTH PLN	R	02/10/2025	197,663.68
9232411193	ADAMS ATHLETIC IMPREST	R	02/12/2025	364.92
9232411194	ATHLETIC IMPREST ACCOUNT	R	02/12/2025	9,318.79
9232411195	WILLIAMSON COUNTY ED SERV	R	02/12/2025	705,044.73
9232411196	AMAZON.COM	R	02/18/2025	7,290.56
9232411197	CAPE ELECTRICAL SUPPLY, LLC	R	02/18/2025	1,258.09
9232411198	CONNIE L DAHMER	R	02/18/2025	177.60
9232411199	HOMEFIELD ENERGY, IL POWER MARKET	R	02/18/2025	80,147.61
9232411200	ILL CENTRAL SCHOOL BUS	R	02/18/2025	272,195.84
9232411201	JW PEPPER & SONS, INC	R	02/18/2025	471.24
9232411202	JW PEPPER & SONS, INC	R	02/18/2025	211.99
9232411203	LEILA KASSIM	R	02/18/2025	61.44
9232411204	LEARNING A-Z	R	02/18/2025	2,025.00
9232411205	MANSFIELD POWER AND GAS LLC	R	02/18/2025	12,297.72
9232411206	MENTA ACADEMY MARION	R	02/18/2025	8,357.51
9232411207	HEATHER PULLEY	R	02/18/2025	95.87
9232411208	ELIZABETH B SHORE	R	02/18/2025	1,230.36
9232411209	BART T SINKS	R	02/18/2025	425.00

9232411210	SUMMIT FINANCIAL RESOURCES, L.P., LANTER DISTRIBU	R	02/18/2025	2,306.10
Grand Totals:	**606 Total Checks**			